

**TRUST BOARD
SUBMISSION TEMPLATE**

MEETING	Trust Board	Ref No.
DIRECTOR	Shane Devlin, Director of Planning, Performance and Informatics	Date 1st December 2016
Trust Performance Report		
Purpose	<ul style="list-style-type: none"> • For Approval 	
Corporate Objective	<ul style="list-style-type: none"> • <i>For information/assurance</i> 	
Key areas for consideration	<p>The Trust Board Summary Performance Report to the end of September is attached. The report outlines Trust Performance against key Commissioning Directions Plan objectives / goals for improvement for 2016/17.</p> <p>In terms of the delivery against the objectives / goals outlined, the Trust is delivering or is expected to substantially deliver the improvement target / goal in 17 areas.</p>	

	<p>The following are currently not being achieved or are at substantial risk of achievement:</p> <ul style="list-style-type: none"> • Unscheduled Care: A&E, (<4 hour; and < 12 hour) • Outpatients: Waiting Times (< 9 weeks; and < 52 weeks max waiting time) • Diagnostic: Waiting Times (9 weeks; and 26 weeks max waiting time) • Inpatient and Daycase: Waiting Times (< 13 weeks and < 52 weeks max waiting time) • 13 Cancer Services (urgent breast cancer; <62 day pathway) • Mental Health Outpatient – Waiting Times (<9 weeks Adult Mental Health; and < 13 weeks Psychological Therapies) • Discharges: Learning Disability (< 28 days) • AHP: Waiting Times (< 13 weeks) • Hospital Cancelled Outpatient Appointments (20% reduction) • Complex Discharges (< 48 hours; and < 7days) <p>Further details in relation to the objectives / goals are set out on the attached.</p> <p>N.B. Details in relation to Trust delivery against other Commissioning Directions Plan objectives / goals not reported on at the end of September will be updated in future reports.</p>
<p>Recommendations</p>	<p>For Assurance.</p>

BHSCT – Trust Performance Report 2016/17 – September 2016

Commissioning Direction Plan Targets 2016/17

Report to the end of September 2016

TDP RAG	Sep RAG	Description	Current position	Trend	Comment																					
●	●	<p>Healthcare Associated Infections (HCAI)</p> <p>The Trust 2016/17 target for MRSA bacteraemias has been confirmed as 18 cases to end of March 2017.</p>	<p>Cumulative April to September = 9 (target 9 of 18)</p> <p>The incidence of MRSA bacteraemias is 9 with a pro-rata target of 9 at the end of September 2016.</p>	<table border="1"> <caption>Healthcare Associated Infections (HCAI) - MRSA</caption> <thead> <tr> <th>Month</th> <th>MRSA 2016/17</th> <th>MRSA target = 18 (circa 1.5 pm)</th> </tr> </thead> <tbody> <tr><td>Apr-16</td><td>3</td><td>3</td></tr> <tr><td>May-16</td><td>4</td><td>4</td></tr> <tr><td>Jun-16</td><td>4</td><td>5</td></tr> <tr><td>Jul-16</td><td>6</td><td>6</td></tr> <tr><td>Aug-16</td><td>7</td><td>7</td></tr> <tr><td>Sep-16</td><td>9</td><td>9</td></tr> </tbody> </table>	Month	MRSA 2016/17	MRSA target = 18 (circa 1.5 pm)	Apr-16	3	3	May-16	4	4	Jun-16	4	5	Jul-16	6	6	Aug-16	7	7	Sep-16	9	9	<p>The Trust is awaiting the Internal audit review of Infection Prevention & Control in November 2016 and will review details in the report.</p> <p>HCAIs are discussed at weekly meetings with the Chief Executive and include the Directors of Nursing, Medical, Unscheduled and Acute Care Services, Surgery and Specialist Services and Adult Social and Primary Care.</p> <p>A new 'Plan on a Page' with an associated 'walk round' tool was developed in March 2016 and is being used by all Directorates and feedback is very positive.</p>
Month	MRSA 2016/17	MRSA target = 18 (circa 1.5 pm)																								
Apr-16	3	3																								
May-16	4	4																								
Jun-16	4	5																								
Jul-16	6	6																								
Aug-16	7	7																								
Sep-16	9	9																								
●	●	<p>Healthcare Associated Infections (HCAIs)</p> <p>The Trust 2016/17 target for <i>Clostridium difficile</i> infection (CDI) has been confirmed as 110 cases to end of March 2017.</p>	<p>Cumulative April to September = 63 (target 55 of 110)</p> <p>The incidence of CDiff is 63 which is 8 above pro-rata target of 55 at the end of September 2016.</p>	<table border="1"> <caption>Healthcare Associated Infections (HCAI) - Clostridium Difficile</caption> <thead> <tr> <th>Month</th> <th>C.Diff 2016/17</th> <th>C.Diff target = 110 (circa 9.2 pm)</th> </tr> </thead> <tbody> <tr><td>Apr-16</td><td>8</td><td>8</td></tr> <tr><td>May-16</td><td>20</td><td>20</td></tr> <tr><td>Jun-16</td><td>28</td><td>28</td></tr> <tr><td>Jul-16</td><td>38</td><td>38</td></tr> <tr><td>Aug-16</td><td>52</td><td>48</td></tr> <tr><td>Sep-16</td><td>63</td><td>55</td></tr> </tbody> </table>	Month	C.Diff 2016/17	C.Diff target = 110 (circa 9.2 pm)	Apr-16	8	8	May-16	20	20	Jun-16	28	28	Jul-16	38	38	Aug-16	52	48	Sep-16	63	55	<p>The 'Safetember' workshop was positive and reflected on progress to date. The 'walk round' tool has been reviewed and updated following the workshop.</p> <p>MRSA bacteraemias - Work continues on Aseptic Non-Touch Technique training and assessment.</p> <p>Clostridium difficile infection (CDI) - Work continues to embed good stewardship of antimicrobial prescribing.</p>
Month	C.Diff 2016/17	C.Diff target = 110 (circa 9.2 pm)																								
Apr-16	8	8																								
May-16	20	20																								
Jun-16	28	28																								
Jul-16	38	38																								
Aug-16	52	48																								
Sep-16	63	55																								

TDP RAG	Sep RAG	Description	Current position	Trend	Comment																											
	2.0	<p>GP OOH</p> <p>From April 2016, 95% of acute/urgent calls to GP OOH should be triaged within 20 minutes.</p>	<p>Cumulative April to September = 95.7%.</p> <p>The target has increased from 90% in 2015/16 to 95% in 2016/17.</p> <p>The Trust is achieving the target.</p>		<p>The Trust continues to work with HSCB on GP OOH targets including the 20 minute triage target.</p> <p>The Trust monitors urgent calls compliance with the target daily and scrutinising individually each case.</p> <p>Most of the cases outside of the target are due to being unable to contact the patient and where the call has been upgraded from routine to urgent when triaged by GP.</p>																											
	3.1	<p>Unscheduled Care ED access – 4 hours</p> <p>From April 2016, 95% of patients attending any type 1, 2 or 3 emergency department are either treated and discharged home, or admitted, within four hours of their arrival in the department.</p>	<p>Cumulative April to September = 72%.</p> <p>The Trust continues to deliver below target.</p>		<p>There has been a 6.2% growth in ED attendances in RGH and 2.2% growth in MIH in April – October 2016 compared to April – October 2015.</p> <p>A detailed improvement plan and resilience plan to support improvement is in place. The Trust is aiming to deliver</p> <ul style="list-style-type: none"> 10% improvement in winter baseline against 4 hour standard <table border="1"> <thead> <tr> <th>Site</th> <th>RVH</th> <th>MIH</th> </tr> </thead> <tbody> <tr> <td>Baseline 2015/16</td> <td>63%</td> <td>78%</td> </tr> <tr> <td>Objective 2016/17</td> <td>69%</td> <td>86%</td> </tr> <tr> <td>Outturn October 2016</td> <td>67%</td> <td>72%</td> </tr> </tbody> </table>	Site	RVH	MIH	Baseline 2015/16	63%	78%	Objective 2016/17	69%	86%	Outturn October 2016	67%	72%															
Site	RVH	MIH																														
Baseline 2015/16	63%	78%																														
Objective 2016/17	69%	86%																														
Outturn October 2016	67%	72%																														
	3.2	<p>Unscheduled Care ED access – 12 hours</p> <p>From April 2016, no patient attending any emergency department should wait longer than 12 hours.</p>	<p>Cumulative April to September = 418.</p> <p>The Trust continues to under deliver against the 12 hour wait target with 78 people waiting in excess of target at the end of September.</p>		<ul style="list-style-type: none"> 95% = 4 hour standard for category 4 & 5 patients <table border="1"> <thead> <tr> <th>Site</th> <th>RVH</th> <th>MIH</th> </tr> </thead> <tbody> <tr> <td>Baseline 2015/16</td> <td>78%</td> <td>89%</td> </tr> <tr> <td>Objective 2016/17</td> <td>95%</td> <td>95%</td> </tr> <tr> <td>Outturn October 2016</td> <td>82%</td> <td>86%</td> </tr> </tbody> </table> <ul style="list-style-type: none"> 30% improvement in 12 hour waits (not currently being achieved) <table border="1"> <thead> <tr> <th></th> <th colspan="2">Patients per month</th> </tr> <tr> <th>Site</th> <th>RVH</th> <th>MIH</th> </tr> </thead> <tbody> <tr> <td>Baseline 2015/16</td> <td>35</td> <td>17</td> </tr> <tr> <td>Objective 2016/17</td> <td>24</td> <td>14</td> </tr> <tr> <td>Outturn October 2016</td> <td>68</td> <td>27</td> </tr> </tbody> </table>	Site	RVH	MIH	Baseline 2015/16	78%	89%	Objective 2016/17	95%	95%	Outturn October 2016	82%	86%		Patients per month		Site	RVH	MIH	Baseline 2015/16	35	17	Objective 2016/17	24	14	Outturn October 2016	68	27
Site	RVH	MIH																														
Baseline 2015/16	78%	89%																														
Objective 2016/17	95%	95%																														
Outturn October 2016	82%	86%																														
	Patients per month																															
Site	RVH	MIH																														
Baseline 2015/16	35	17																														
Objective 2016/17	24	14																														
Outturn October 2016	68	27																														

TDP RAG	Sep RAG	Description	Current position	Trend	Comment																																										
●	●	<p>4.0</p> <p>Unscheduled Care Triage</p> <p>By March 2017, at least 80% of patients to have commenced treatment, following triage, within 2 hours.</p>	<p>Cumulative April to September = 79%.</p> <p>The Trust has delivered 80% at the end of September 2016.</p>	<p>ED: Treatment to commence < 2 hours of triage. Target 80%</p> <table border="1"> <caption>ED: Treatment to commence < 2 hours of triage</caption> <thead> <tr> <th>Month</th> <th>Actual Performance (%)</th> <th>Target (%)</th> </tr> </thead> <tbody> <tr><td>Apr-16</td><td>78</td><td>80</td></tr> <tr><td>May-16</td><td>75</td><td>80</td></tr> <tr><td>Jun-16</td><td>78</td><td>80</td></tr> <tr><td>Jul-16</td><td>78</td><td>80</td></tr> <tr><td>Aug-16</td><td>82</td><td>80</td></tr> <tr><td>Sep-16</td><td>80</td><td>80</td></tr> </tbody> </table>	Month	Actual Performance (%)	Target (%)	Apr-16	78	80	May-16	75	80	Jun-16	78	80	Jul-16	78	80	Aug-16	82	80	Sep-16	80	80	The Trust is meeting the target.																					
Month	Actual Performance (%)	Target (%)																																													
Apr-16	78	80																																													
May-16	75	80																																													
Jun-16	78	80																																													
Jul-16	78	80																																													
Aug-16	82	80																																													
Sep-16	80	80																																													
●	●	<p>5.0</p> <p>Hip Fractures</p> <p>From April 2016, 95% of patients, where clinically appropriate, wait no longer than 48 hours for inpatient treatment for hip fractures.</p>	<p>Cumulative April to September = 95%.</p> <p>The Trust has consistently delivered the 95% target of inpatient treatment within 2 days.</p>	<p>Hip fractures. Patients waiting longer than 48 hours. Target 95%</p> <table border="1"> <caption>Hip fractures - waiting > 48 hours</caption> <thead> <tr> <th>Month</th> <th>Actual Performance (%)</th> <th>Target (%)</th> </tr> </thead> <tbody> <tr><td>Sep-15</td><td>98</td><td>95</td></tr> <tr><td>Oct-15</td><td>98</td><td>95</td></tr> <tr><td>Nov-15</td><td>99</td><td>95</td></tr> <tr><td>Dec-15</td><td>97</td><td>95</td></tr> <tr><td>Jan-16</td><td>99</td><td>95</td></tr> <tr><td>Feb-16</td><td>98</td><td>95</td></tr> <tr><td>Mar-16</td><td>94</td><td>95</td></tr> <tr><td>Apr-16</td><td>91</td><td>95</td></tr> <tr><td>May-16</td><td>95</td><td>95</td></tr> <tr><td>Jun-16</td><td>97</td><td>95</td></tr> <tr><td>Jul-16</td><td>96</td><td>95</td></tr> <tr><td>Aug-16</td><td>97</td><td>95</td></tr> <tr><td>Sep-16</td><td>95</td><td>95</td></tr> </tbody> </table>	Month	Actual Performance (%)	Target (%)	Sep-15	98	95	Oct-15	98	95	Nov-15	99	95	Dec-15	97	95	Jan-16	99	95	Feb-16	98	95	Mar-16	94	95	Apr-16	91	95	May-16	95	95	Jun-16	97	95	Jul-16	96	95	Aug-16	97	95	Sep-16	95	95	The Trust continues to deliver to the target consistently in 2016/17.
Month	Actual Performance (%)	Target (%)																																													
Sep-15	98	95																																													
Oct-15	98	95																																													
Nov-15	99	95																																													
Dec-15	97	95																																													
Jan-16	99	95																																													
Feb-16	98	95																																													
Mar-16	94	95																																													
Apr-16	91	95																																													
May-16	95	95																																													
Jun-16	97	95																																													
Jul-16	96	95																																													
Aug-16	97	95																																													
Sep-16	95	95																																													
●	●	<p>7.1</p> <p>Outpatients access</p> <p>By March 2017, 50% of patients should be waiting no longer than 9 weeks for an outpatient appointment.</p>	<p>The Outpatient access target has been reduced from 60% in 2015/16 to 50% for 2016/17.</p> <p>At the end of September 26% of patients on Trust waiting lists were waiting no longer than 9 weeks for a first outpatient appointment.</p>	<p>Percentage of Outpatients waiting no longer than 9 weeks at month end. Target 50%</p> <table border="1"> <caption>OP waiting no longer than 9 weeks</caption> <thead> <tr> <th>Month</th> <th>Actual Performance (%)</th> <th>Target (%)</th> </tr> </thead> <tbody> <tr><td>Sep-15</td><td>30</td><td>60</td></tr> <tr><td>Oct-15</td><td>28</td><td>60</td></tr> <tr><td>Nov-15</td><td>28</td><td>60</td></tr> <tr><td>Dec-15</td><td>25</td><td>60</td></tr> <tr><td>Jan-16</td><td>23</td><td>60</td></tr> <tr><td>Feb-16</td><td>28</td><td>60</td></tr> <tr><td>Mar-16</td><td>32</td><td>60</td></tr> <tr><td>Apr-16</td><td>35</td><td>50</td></tr> <tr><td>May-16</td><td>35</td><td>50</td></tr> <tr><td>Jun-16</td><td>33</td><td>50</td></tr> <tr><td>Jul-16</td><td>31</td><td>50</td></tr> <tr><td>Aug-16</td><td>30</td><td>50</td></tr> <tr><td>Sep-16</td><td>26</td><td>50</td></tr> </tbody> </table>	Month	Actual Performance (%)	Target (%)	Sep-15	30	60	Oct-15	28	60	Nov-15	28	60	Dec-15	25	60	Jan-16	23	60	Feb-16	28	60	Mar-16	32	60	Apr-16	35	50	May-16	35	50	Jun-16	33	50	Jul-16	31	50	Aug-16	30	50	Sep-16	26	50	The HSCB has confirmed an additional £1m for elective access for quarters 3 and 4 of 2016/17. The Trust is seeking additional in-house OP clinics to address areas of clinical risk / long waiting time, however delivery of the target remains a challenge for 2016/17.
Month	Actual Performance (%)	Target (%)																																													
Sep-15	30	60																																													
Oct-15	28	60																																													
Nov-15	28	60																																													
Dec-15	25	60																																													
Jan-16	23	60																																													
Feb-16	28	60																																													
Mar-16	32	60																																													
Apr-16	35	50																																													
May-16	35	50																																													
Jun-16	33	50																																													
Jul-16	31	50																																													
Aug-16	30	50																																													
Sep-16	26	50																																													

TDP RAG	Sep RAG	Description	Current position	Trend	Comment																					
	7.2	<p>Outpatients access</p> <p>By March 2017, no patient waits longer than 52 weeks for an outpatient appointment.</p>	<p>Target revised from patients waiting in excess of 26 weeks to patients waiting in excess of 52 weeks.</p> <p>The Trust number of patients waiting in excess of 52 weeks continues to increase each month since April 2016. At the end of September there were 22,536 patients waiting for Outpatient treatment in excess of 52 weeks.</p>	<p>Number of Outpatients waiting more than 52 weeks at month end. Target = 0</p> <table border="1"> <thead> <tr> <th>Month</th> <th>OP's Waiting waiting > 52 weeks</th> <th>Target = 0</th> </tr> </thead> <tbody> <tr> <td>Apr-16</td> <td>15,500</td> <td>0</td> </tr> <tr> <td>May-16</td> <td>17,000</td> <td>0</td> </tr> <tr> <td>Jun-16</td> <td>18,500</td> <td>0</td> </tr> <tr> <td>Jul-16</td> <td>20,000</td> <td>0</td> </tr> <tr> <td>Aug-16</td> <td>21,500</td> <td>0</td> </tr> <tr> <td>Sep-16</td> <td>22,500</td> <td>0</td> </tr> </tbody> </table>	Month	OP's Waiting waiting > 52 weeks	Target = 0	Apr-16	15,500	0	May-16	17,000	0	Jun-16	18,500	0	Jul-16	20,000	0	Aug-16	21,500	0	Sep-16	22,500	0	<p>At the end of September 2016, a number of acute specialties continue to have patients recorded as waiting longer than 52 weeks. These include: Cardiology, Dental, ENT, General Surgery, Hepatology, Immunology, Neurology, Ophthalmology, Orthopaedics, Rheumatology, Urology and Vascular.</p>
Month	OP's Waiting waiting > 52 weeks	Target = 0																								
Apr-16	15,500	0																								
May-16	17,000	0																								
Jun-16	18,500	0																								
Jul-16	20,000	0																								
Aug-16	21,500	0																								
Sep-16	22,500	0																								
	8.1	<p>Diagnostics access</p> <p>By March 2017, 75% of patients should wait no longer than 9 weeks for a diagnostic test. Tests included are: MRI; Cardiac MRI; CT; Ultrasound; Barium Enema; Dexa scans; Radio-nuclide; Audiology; ECHO; MPI; Neurophysiology; Sleep Studies; Urodynamics; Imaging; Cardiology; Neurophysiology; and Respiratory Physiology.</p>	<p>The Trust is under delivering against the 75% target. At the end July 2016, 58% of patients on the waiting list for tests were waiting less than 9 weeks.</p> <p>Figures from July onwards are being validated.</p>	<p>Percentage of patients waiting no longer than 9 weeks for Diagnostic tests. Target 75%</p> <table border="1"> <thead> <tr> <th>Month</th> <th>Diagnostic waits < 9 weeks</th> <th>Target = 75%</th> </tr> </thead> <tbody> <tr> <td>Apr-16</td> <td>62%</td> <td>75%</td> </tr> <tr> <td>May-16</td> <td>63%</td> <td>75%</td> </tr> <tr> <td>Jun-16</td> <td>60%</td> <td>75%</td> </tr> <tr> <td>Jul-16</td> <td>58%</td> <td>75%</td> </tr> </tbody> </table>	Month	Diagnostic waits < 9 weeks	Target = 75%	Apr-16	62%	75%	May-16	63%	75%	Jun-16	60%	75%	Jul-16	58%	75%	<p>The diagnostic services continue to receive non-recurrent support additional capacity in MRI, CT and Ultrasound 2016/17. Although significant, this will not address the total backlog of patients waiting greater than 9 weeks. Business cases have been submitted to the HSCB for these areas and should be finalised in early 2017 for implementation.</p> <p>In Neurophysiology, a tender exercise has been completed using uncommitted funding from 2 vacant Consultant posts. This support is small but should ensure that an additional 600 patients should receive their test and results before the end of 2016/17.</p> <p>With regards to Cardiac MRI, the Trust has agreement that additional activity will be funded through an arrangement with BHSCT and WHSCT in that the Western Trust are unable to deliver the cardiac MRI activity commissioned due to vacancies.</p> <p>A bid for echo and sleep studies non recurrent support for Q3 and Q4 has also been submitted. Confirmation is awaited.</p>						
Month	Diagnostic waits < 9 weeks	Target = 75%																								
Apr-16	62%	75%																								
May-16	63%	75%																								
Jun-16	60%	75%																								
Jul-16	58%	75%																								

TDP RAG	Sep RAG	Description	Current position	Trend	Comment																																										
●	●	<p>8.2</p> <p>Diagnostics access</p> <p>By March 2017, no patient waits longer than 26 weeks for a diagnostic test.</p>	<p>The Trust is under delivering against the 26 week target. At the end of September, 3101 patients were on the waiting list over 26 weeks.</p>	<p>Number of patients waiting more than 26 weeks for Diagnostic tests. Target = 0</p> <table border="1"> <thead> <tr> <th>Month</th> <th>Diagnostic Waits >26 weeks</th> <th>Target</th> </tr> </thead> <tbody> <tr> <td>Apr-16</td> <td>~1,200</td> <td>0</td> </tr> <tr> <td>May-16</td> <td>~1,500</td> <td>0</td> </tr> <tr> <td>Jun-16</td> <td>~1,500</td> <td>0</td> </tr> <tr> <td>Jul-16</td> <td>~1,900</td> <td>0</td> </tr> <tr> <td>Aug-16</td> <td>~2,900</td> <td>0</td> </tr> <tr> <td>Sep-16</td> <td>3,101</td> <td>0</td> </tr> </tbody> </table>	Month	Diagnostic Waits >26 weeks	Target	Apr-16	~1,200	0	May-16	~1,500	0	Jun-16	~1,500	0	Jul-16	~1,900	0	Aug-16	~2,900	0	Sep-16	3,101	0	<p>The main diagnostic areas breaching 26 weeks are MRI, Cardiac MRI, Echo, Sleep studies and Neurophysiology due to increases in demand levels for these services. At the end of September 2016, there are no breaches in CT, Ultrasound, MPI, Audiology, Radio nuclide, Dexa and Urodynamics.</p>																					
Month	Diagnostic Waits >26 weeks	Target																																													
Apr-16	~1,200	0																																													
May-16	~1,500	0																																													
Jun-16	~1,500	0																																													
Jul-16	~1,900	0																																													
Aug-16	~2,900	0																																													
Sep-16	3,101	0																																													
●	●	<p>9.1</p> <p>Inpatients / Day Case access</p> <p>By March 2017, 55% of patient should wait no longer than 13 weeks for inpatient / daycase treatment.</p>	<p>The target has been reduced from 65% in 2015/16 to 55% in 2016/17.</p> <p>36% of patients are waiting no longer than 13 weeks at the end of September 2016.</p>	<p>Percentage of Inpatients / Daycases patients waiting no longer than 13 weeks. Target 55%</p> <table border="1"> <thead> <tr> <th>Month</th> <th>IPDC % waiting no longer than 13 weeks</th> <th>Target</th> </tr> </thead> <tbody> <tr> <td>Sep-15</td> <td>~36%</td> <td>65%</td> </tr> <tr> <td>Oct-15</td> <td>~38%</td> <td>65%</td> </tr> <tr> <td>Nov-15</td> <td>~42%</td> <td>65%</td> </tr> <tr> <td>Dec-15</td> <td>~36%</td> <td>65%</td> </tr> <tr> <td>Jan-16</td> <td>~36%</td> <td>65%</td> </tr> <tr> <td>Feb-16</td> <td>~38%</td> <td>65%</td> </tr> <tr> <td>Mar-16</td> <td>~42%</td> <td>65%</td> </tr> <tr> <td>Apr-16</td> <td>~48%</td> <td>55%</td> </tr> <tr> <td>May-16</td> <td>~40%</td> <td>55%</td> </tr> <tr> <td>Jun-16</td> <td>~36%</td> <td>55%</td> </tr> <tr> <td>Jul-16</td> <td>~36%</td> <td>55%</td> </tr> <tr> <td>Aug-16</td> <td>~36%</td> <td>55%</td> </tr> <tr> <td>Sep-16</td> <td>36%</td> <td>55%</td> </tr> </tbody> </table>	Month	IPDC % waiting no longer than 13 weeks	Target	Sep-15	~36%	65%	Oct-15	~38%	65%	Nov-15	~42%	65%	Dec-15	~36%	65%	Jan-16	~36%	65%	Feb-16	~38%	65%	Mar-16	~42%	65%	Apr-16	~48%	55%	May-16	~40%	55%	Jun-16	~36%	55%	Jul-16	~36%	55%	Aug-16	~36%	55%	Sep-16	36%	55%	<p>The HSCB has confirmed an additional £1m for elective access for quarters 3 and 4 of 2015/16., however there is likely to be limited availability of additional in-house list capacity and delivery of the target will be challenging in 2016/17.</p>
Month	IPDC % waiting no longer than 13 weeks	Target																																													
Sep-15	~36%	65%																																													
Oct-15	~38%	65%																																													
Nov-15	~42%	65%																																													
Dec-15	~36%	65%																																													
Jan-16	~36%	65%																																													
Feb-16	~38%	65%																																													
Mar-16	~42%	65%																																													
Apr-16	~48%	55%																																													
May-16	~40%	55%																																													
Jun-16	~36%	55%																																													
Jul-16	~36%	55%																																													
Aug-16	~36%	55%																																													
Sep-16	36%	55%																																													
●	●	<p>9.2</p> <p>Inpatients / Day Case access</p> <p>By March 2017, no patient waits longer than 52 weeks weeks for inpatient / daycase treatment.</p>	<p>The Trust continues to under deliver against the 52 week target, 3764 patients were on the waiting list over 52 weeks, at the end of September 2016.</p>	<p>Number of Inpatients / Daycases waiting more than 52 weeks at month end. Target = 0</p> <table border="1"> <thead> <tr> <th>Month</th> <th>IPDC Waiting > 52 weeks</th> <th>Target</th> </tr> </thead> <tbody> <tr> <td>Apr-16</td> <td>~2,800</td> <td>0</td> </tr> <tr> <td>May-16</td> <td>~3,100</td> <td>0</td> </tr> <tr> <td>Jun-16</td> <td>~3,200</td> <td>0</td> </tr> <tr> <td>Jul-16</td> <td>~3,400</td> <td>0</td> </tr> <tr> <td>Aug-16</td> <td>~3,500</td> <td>0</td> </tr> <tr> <td>Sep-16</td> <td>3,764</td> <td>0</td> </tr> </tbody> </table>	Month	IPDC Waiting > 52 weeks	Target	Apr-16	~2,800	0	May-16	~3,100	0	Jun-16	~3,200	0	Jul-16	~3,400	0	Aug-16	~3,500	0	Sep-16	3,764	0	<p>At the end of September 2016, a number of acute specialties have patients recorded as waiting longer than 52 weeks. These include: Pain, Breast Surgery, ENT, Dermatology, General Surgery, Gynaecology, Ophthalmology, Orthopaedics, Plastics, Paediatric Surgery, Urology and Vascular.</p>																					
Month	IPDC Waiting > 52 weeks	Target																																													
Apr-16	~2,800	0																																													
May-16	~3,100	0																																													
Jun-16	~3,200	0																																													
Jul-16	~3,400	0																																													
Aug-16	~3,500	0																																													
Sep-16	3,764	0																																													

TDP RAG	Sep RAG	Description	Current position	Trend	Comment																																										
	10.0	<p>Diagnostic Reporting</p> <p>From April 2016, all urgent diagnostic tests should be reported on within two days.</p>	<p>The Trust continues to under deliver against the 2 day target. At the end of September 2016, 86% of patients were receiving their urgent diagnostic tests within 2 days.</p>	<p>Percentage of Urgent Diagnostic tests within 2 days. Target 100%</p> <table border="1"> <thead> <tr> <th>Month</th> <th>Urgent Diagnostic tests < 2 days (%)</th> <th>Target (%)</th> </tr> </thead> <tbody> <tr><td>Sep-15</td><td>90</td><td>100</td></tr> <tr><td>Oct-15</td><td>90</td><td>100</td></tr> <tr><td>Nov-15</td><td>88</td><td>100</td></tr> <tr><td>Dec-15</td><td>68</td><td>100</td></tr> <tr><td>Jan-16</td><td>88</td><td>100</td></tr> <tr><td>Feb-16</td><td>85</td><td>100</td></tr> <tr><td>Mar-16</td><td>87</td><td>100</td></tr> <tr><td>Apr-16</td><td>87</td><td>100</td></tr> <tr><td>May-16</td><td>82</td><td>100</td></tr> <tr><td>Jun-16</td><td>87</td><td>100</td></tr> <tr><td>Jul-16</td><td>84</td><td>100</td></tr> <tr><td>Aug-16</td><td>87</td><td>100</td></tr> <tr><td>Sep-16</td><td>86</td><td>100</td></tr> </tbody> </table>	Month	Urgent Diagnostic tests < 2 days (%)	Target (%)	Sep-15	90	100	Oct-15	90	100	Nov-15	88	100	Dec-15	68	100	Jan-16	88	100	Feb-16	85	100	Mar-16	87	100	Apr-16	87	100	May-16	82	100	Jun-16	87	100	Jul-16	84	100	Aug-16	87	100	Sep-16	86	100	<p>The Trust will monitor performance against those areas which are under 100% to investigate what changes in process can be made.</p> <p>Meeting the urgent reporting turnaround of 48 hours remains a challenge in all areas due to the use of waiting list initiatives, availability of 7 day reporting and specialist areas (MPI). The Trust will aim to deliver as close to 100% as possible.</p>
Month	Urgent Diagnostic tests < 2 days (%)	Target (%)																																													
Sep-15	90	100																																													
Oct-15	90	100																																													
Nov-15	88	100																																													
Dec-15	68	100																																													
Jan-16	88	100																																													
Feb-16	85	100																																													
Mar-16	87	100																																													
Apr-16	87	100																																													
May-16	82	100																																													
Jun-16	87	100																																													
Jul-16	84	100																																													
Aug-16	87	100																																													
Sep-16	86	100																																													
	11.1	<p>Cancer access</p> <p>From April 2016, all urgent suspected breast cancer referrals should be seen within 14 days.</p>	<p>Cumulative April to September = 79%.</p> <p>The Trust has continued to increase its response to the target achieving 99% at September 2016.</p>	<p>Breast Cancer referrals - 14 day pathway. Target 100%</p> <table border="1"> <thead> <tr> <th>Month</th> <th>Breast Cancer - 14 day pathway (%)</th> <th>Target (%)</th> </tr> </thead> <tbody> <tr><td>Sep-15</td><td>78</td><td>100</td></tr> <tr><td>Oct-15</td><td>100</td><td>100</td></tr> <tr><td>Nov-15</td><td>28</td><td>100</td></tr> <tr><td>Dec-15</td><td>20</td><td>100</td></tr> <tr><td>Jan-16</td><td>35</td><td>100</td></tr> <tr><td>Feb-16</td><td>38</td><td>100</td></tr> <tr><td>Mar-16</td><td>68</td><td>100</td></tr> <tr><td>Apr-16</td><td>65</td><td>100</td></tr> <tr><td>May-16</td><td>70</td><td>100</td></tr> <tr><td>Jun-16</td><td>63</td><td>100</td></tr> <tr><td>Jul-16</td><td>85</td><td>100</td></tr> <tr><td>Aug-16</td><td>82</td><td>100</td></tr> <tr><td>Sep-16</td><td>99</td><td>100</td></tr> </tbody> </table>	Month	Breast Cancer - 14 day pathway (%)	Target (%)	Sep-15	78	100	Oct-15	100	100	Nov-15	28	100	Dec-15	20	100	Jan-16	35	100	Feb-16	38	100	Mar-16	68	100	Apr-16	65	100	May-16	70	100	Jun-16	63	100	Jul-16	85	100	Aug-16	82	100	Sep-16	99	100	<p>At the end of September 99% of patients were seen within the 14 days and early figures indicate 100% compliance currently.</p> <p>The breast service is running at full one stop capacity and performance in September has been consistently between 90-100%. Breast cancer awareness month takes place in October of each year which normally leads to an increase in referrals. However, the implementation of the 4th one stop clinic should lead to more resilience in the performance than in previous years.</p>
Month	Breast Cancer - 14 day pathway (%)	Target (%)																																													
Sep-15	78	100																																													
Oct-15	100	100																																													
Nov-15	28	100																																													
Dec-15	20	100																																													
Jan-16	35	100																																													
Feb-16	38	100																																													
Mar-16	68	100																																													
Apr-16	65	100																																													
May-16	70	100																																													
Jun-16	63	100																																													
Jul-16	85	100																																													
Aug-16	82	100																																													
Sep-16	99	100																																													
	11.2	<p>Cancer access</p> <p>From April 2016, at least 98% of patients diagnosed with cancer should receive their first definitive treatment within 31 days of a decision to treat.</p>	<p>Cumulative April to September = 90%.</p> <p>The Trust continues to perform well against 98% target on the 31 day cancer pathway. The Trust is delivering 89% in September 2016.</p>	<p>Urgent Cancer referrals - 31 day pathway. Target 98%</p> <table border="1"> <thead> <tr> <th>Month</th> <th>31 day pathway (%)</th> <th>Target (%)</th> </tr> </thead> <tbody> <tr><td>Sep-15</td><td>93</td><td>98</td></tr> <tr><td>Oct-15</td><td>92</td><td>98</td></tr> <tr><td>Nov-15</td><td>90</td><td>98</td></tr> <tr><td>Dec-15</td><td>94</td><td>98</td></tr> <tr><td>Jan-16</td><td>88</td><td>98</td></tr> <tr><td>Feb-16</td><td>94</td><td>98</td></tr> <tr><td>Mar-16</td><td>91</td><td>98</td></tr> <tr><td>Apr-16</td><td>88</td><td>98</td></tr> <tr><td>May-16</td><td>94</td><td>98</td></tr> <tr><td>Jun-16</td><td>88</td><td>98</td></tr> <tr><td>Jul-16</td><td>90</td><td>98</td></tr> <tr><td>Aug-16</td><td>93</td><td>98</td></tr> <tr><td>Sep-16</td><td>89</td><td>98</td></tr> </tbody> </table>	Month	31 day pathway (%)	Target (%)	Sep-15	93	98	Oct-15	92	98	Nov-15	90	98	Dec-15	94	98	Jan-16	88	98	Feb-16	94	98	Mar-16	91	98	Apr-16	88	98	May-16	94	98	Jun-16	88	98	Jul-16	90	98	Aug-16	93	98	Sep-16	89	98	<p>Urology, surgical and brachy capacity continue to be the main challenges on the 31 day pathway. The main breaches are in Urology.</p> <p>Weekly and monthly meetings are held to identify any improvements that can be made.</p>
Month	31 day pathway (%)	Target (%)																																													
Sep-15	93	98																																													
Oct-15	92	98																																													
Nov-15	90	98																																													
Dec-15	94	98																																													
Jan-16	88	98																																													
Feb-16	94	98																																													
Mar-16	91	98																																													
Apr-16	88	98																																													
May-16	94	98																																													
Jun-16	88	98																																													
Jul-16	90	98																																													
Aug-16	93	98																																													
Sep-16	89	98																																													

TDP RAG	Sep RAG	Description	Current position	Trend	Comment																																										
	11.3	<p>Cancer access</p> <p>From April 2016 at least 95% of patients urgently referred with a suspected cancer should begin their first definitive treatment within 62 days.</p>	<p>Cumulative April to September = 53%.</p> <p>The Trust continues to under deliver against 95% on the 62 day cancer pathway, delivering 51% in September 2016.</p>	<table border="1"> <caption>Urgent Cancer referrals - 62 day pathway</caption> <thead> <tr> <th>Month</th> <th>Urgent Cancer referrals - 62 day pathway (%)</th> <th>Target (%)</th> </tr> </thead> <tbody> <tr><td>Sep-15</td><td>55</td><td>95</td></tr> <tr><td>Oct-15</td><td>45</td><td>95</td></tr> <tr><td>Nov-15</td><td>60</td><td>95</td></tr> <tr><td>Dec-15</td><td>55</td><td>95</td></tr> <tr><td>Jan-16</td><td>50</td><td>95</td></tr> <tr><td>Feb-16</td><td>48</td><td>95</td></tr> <tr><td>Mar-16</td><td>52</td><td>95</td></tr> <tr><td>Apr-16</td><td>53</td><td>95</td></tr> <tr><td>May-16</td><td>55</td><td>95</td></tr> <tr><td>Jun-16</td><td>58</td><td>95</td></tr> <tr><td>Jul-16</td><td>55</td><td>95</td></tr> <tr><td>Aug-16</td><td>50</td><td>95</td></tr> <tr><td>Sep-16</td><td>51</td><td>95</td></tr> </tbody> </table>	Month	Urgent Cancer referrals - 62 day pathway (%)	Target (%)	Sep-15	55	95	Oct-15	45	95	Nov-15	60	95	Dec-15	55	95	Jan-16	50	95	Feb-16	48	95	Mar-16	52	95	Apr-16	53	95	May-16	55	95	Jun-16	58	95	Jul-16	55	95	Aug-16	50	95	Sep-16	51	95	<p>Improvement groups have been set up in urology and OG and action plans developed.</p> <p>The Lead Cancer Team met this week to focus on the improvement action plan for OG cancer and will meet next week to discuss performance issues and agree actions on action plan for Head & Neck Cancer.</p> <p>The Trust will take forward improvements in areas identified at the Lead Cancer Team meetings.</p> <p>Additional CT Colonography capacity has been put in place which should lead to improvements in colorectal performance. PET demand continues to be a challenge and the team are exploring options to make best use of capacity. A 2nd PET scanner has been agreed. Gastro RF OP waiting times have improved significantly following recruitment of new gastroenterologists.</p> <p>Patient pathway reviews are being planned with medical staff across poor performing areas</p>
Month	Urgent Cancer referrals - 62 day pathway (%)	Target (%)																																													
Sep-15	55	95																																													
Oct-15	45	95																																													
Nov-15	60	95																																													
Dec-15	55	95																																													
Jan-16	50	95																																													
Feb-16	48	95																																													
Mar-16	52	95																																													
Apr-16	53	95																																													
May-16	55	95																																													
Jun-16	58	95																																													
Jul-16	55	95																																													
Aug-16	50	95																																													
Sep-16	51	95																																													
	12.1	<p>Mental Health access</p> <p>From April 2016, no patient waits longer than: nine weeks to access child and adolescent mental health services.</p>	<p>Figures have been updated and there are a reducing number of patients from August 2016 waiting over 9 weeks.</p>	<table border="1"> <caption>Number of CAMHS patients waiting > 9 weeks</caption> <thead> <tr> <th>Month</th> <th>CAMHS waits > 9 weeks</th> <th>Target</th> </tr> </thead> <tbody> <tr><td>Sep-15</td><td>5</td><td>0</td></tr> <tr><td>Oct-15</td><td>8</td><td>0</td></tr> <tr><td>Nov-15</td><td>2</td><td>0</td></tr> <tr><td>Dec-15</td><td>10</td><td>0</td></tr> <tr><td>Jan-16</td><td>40</td><td>0</td></tr> <tr><td>Feb-16</td><td>45</td><td>0</td></tr> <tr><td>Mar-16</td><td>25</td><td>0</td></tr> <tr><td>Apr-16</td><td>30</td><td>0</td></tr> <tr><td>May-16</td><td>15</td><td>0</td></tr> <tr><td>Jun-16</td><td>12</td><td>0</td></tr> <tr><td>Jul-16</td><td>48</td><td>0</td></tr> <tr><td>Aug-16</td><td>58</td><td>0</td></tr> <tr><td>Sep-16</td><td>40</td><td>0</td></tr> </tbody> </table>	Month	CAMHS waits > 9 weeks	Target	Sep-15	5	0	Oct-15	8	0	Nov-15	2	0	Dec-15	10	0	Jan-16	40	0	Feb-16	45	0	Mar-16	25	0	Apr-16	30	0	May-16	15	0	Jun-16	12	0	Jul-16	48	0	Aug-16	58	0	Sep-16	40	0	<p>CAMHS waiting list initiative produced an improvement by the end of September. A revised recovery plan has been developed to deliver the target by March 2017.</p>
Month	CAMHS waits > 9 weeks	Target																																													
Sep-15	5	0																																													
Oct-15	8	0																																													
Nov-15	2	0																																													
Dec-15	10	0																																													
Jan-16	40	0																																													
Feb-16	45	0																																													
Mar-16	25	0																																													
Apr-16	30	0																																													
May-16	15	0																																													
Jun-16	12	0																																													
Jul-16	48	0																																													
Aug-16	58	0																																													
Sep-16	40	0																																													



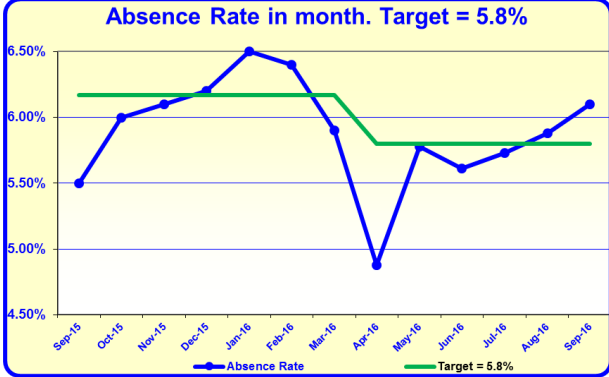
TDP RAG	Sep RAG	Description	Current position	Trend	Comment																												
●	●	<p>Mental Health access</p> <p>From April 2016, no patient waits longer than: nine weeks to access adult mental health services.</p>	<p>The Trust continues to under deliver against the 9 week target for patients to access Adult Mental Health services.</p>	<p>Number of Adult Mental Health patients waiting > 9 weeks. Target = 0</p> <table border="1"> <caption>Data for Adult Mental Health patients waiting > 9 weeks</caption> <thead> <tr> <th>Month</th> <th>Number of patients</th> </tr> </thead> <tbody> <tr><td>Sep-15</td><td>140</td></tr> <tr><td>Oct-15</td><td>150</td></tr> <tr><td>Nov-15</td><td>120</td></tr> <tr><td>Dec-15</td><td>150</td></tr> <tr><td>Jan-16</td><td>210</td></tr> <tr><td>Feb-16</td><td>170</td></tr> <tr><td>Mar-16</td><td>240</td></tr> <tr><td>Apr-16</td><td>440</td></tr> <tr><td>May-16</td><td>490</td></tr> <tr><td>Jun-16</td><td>470</td></tr> <tr><td>Jul-16</td><td>570</td></tr> <tr><td>Aug-16</td><td>550</td></tr> <tr><td>Sep-16</td><td>600</td></tr> </tbody> </table>	Month	Number of patients	Sep-15	140	Oct-15	150	Nov-15	120	Dec-15	150	Jan-16	210	Feb-16	170	Mar-16	240	Apr-16	440	May-16	490	Jun-16	470	Jul-16	570	Aug-16	550	Sep-16	600	<p>A plan involving restructuring has been agreed in order to meet the target by April 2017. Waiting list initiatives have been undertaken to address numbers waiting for service outside the target.</p> <p>A waiting list initiative was carried out in June and a second initiative is planned for October. The Trust is introducing the Envoy text alert system to help reduce DNA rates. The Trust plans a new assessment centre model for all referrals to be implemented by April 2017.</p> <p>The effect of June waiting list initiative on the total number waiting was disappointing. However the second waiting list initiative is expected to begin to impact by the end of October when the service expects the number waiting over nine weeks to have reduced significantly.</p>
Month	Number of patients																																
Sep-15	140																																
Oct-15	150																																
Nov-15	120																																
Dec-15	150																																
Jan-16	210																																
Feb-16	170																																
Mar-16	240																																
Apr-16	440																																
May-16	490																																
Jun-16	470																																
Jul-16	570																																
Aug-16	550																																
Sep-16	600																																
●	●	<p>Mental Health access</p> <p>From April 2016, no patient waits longer than: nine weeks to access dementia services.</p>	<p>The Trust consistently delivers against this target.</p>	<p>Number of Dementia patients waiting > 9 weeks. Target = 0</p> <table border="1"> <caption>Data for Dementia patients waiting > 9 weeks</caption> <thead> <tr> <th>Month</th> <th>Number of patients</th> </tr> </thead> <tbody> <tr><td>Sep-15</td><td>0</td></tr> <tr><td>Oct-15</td><td>0</td></tr> <tr><td>Nov-15</td><td>0</td></tr> <tr><td>Dec-15</td><td>0</td></tr> <tr><td>Jan-16</td><td>0</td></tr> <tr><td>Feb-16</td><td>0</td></tr> <tr><td>Mar-16</td><td>0</td></tr> <tr><td>Apr-16</td><td>0</td></tr> <tr><td>May-16</td><td>0</td></tr> <tr><td>Jun-16</td><td>0</td></tr> <tr><td>Jul-16</td><td>0</td></tr> <tr><td>Aug-16</td><td>0</td></tr> <tr><td>Sep-16</td><td>0</td></tr> </tbody> </table>	Month	Number of patients	Sep-15	0	Oct-15	0	Nov-15	0	Dec-15	0	Jan-16	0	Feb-16	0	Mar-16	0	Apr-16	0	May-16	0	Jun-16	0	Jul-16	0	Aug-16	0	Sep-16	0	<p>The Trust continues to achieve this target.</p>
Month	Number of patients																																
Sep-15	0																																
Oct-15	0																																
Nov-15	0																																
Dec-15	0																																
Jan-16	0																																
Feb-16	0																																
Mar-16	0																																
Apr-16	0																																
May-16	0																																
Jun-16	0																																
Jul-16	0																																
Aug-16	0																																
Sep-16	0																																

TDP RAG	Sep RAG	Description	Current position	Trend	Comment																																										
●	●	<p>12.4</p> <p>Mental Health access</p> <p>From April 2016, no patient waits longer than: 13 weeks to access psychological therapies (any age).</p>	<p>The Trust continues to under deliver against the 9 week target for patients to access Psychological Therapy services.</p>	<p>Number of Psychological patients waiting > 13 weeks. Target = 0</p> <table border="1"> <thead> <tr> <th>Month</th> <th>Psychological patients waiting > 13 weeks</th> <th>Target</th> </tr> </thead> <tbody> <tr><td>Sep-15</td><td>230</td><td>0</td></tr> <tr><td>Oct-15</td><td>230</td><td>0</td></tr> <tr><td>Nov-15</td><td>240</td><td>0</td></tr> <tr><td>Dec-15</td><td>250</td><td>0</td></tr> <tr><td>Jan-16</td><td>260</td><td>0</td></tr> <tr><td>Feb-16</td><td>280</td><td>0</td></tr> <tr><td>Mar-16</td><td>350</td><td>0</td></tr> <tr><td>Apr-16</td><td>340</td><td>0</td></tr> <tr><td>May-16</td><td>360</td><td>0</td></tr> <tr><td>Jun-16</td><td>410</td><td>0</td></tr> <tr><td>Jul-16</td><td>420</td><td>0</td></tr> <tr><td>Aug-16</td><td>440</td><td>0</td></tr> <tr><td>Sep-16</td><td>440</td><td>0</td></tr> </tbody> </table>	Month	Psychological patients waiting > 13 weeks	Target	Sep-15	230	0	Oct-15	230	0	Nov-15	240	0	Dec-15	250	0	Jan-16	260	0	Feb-16	280	0	Mar-16	350	0	Apr-16	340	0	May-16	360	0	Jun-16	410	0	Jul-16	420	0	Aug-16	440	0	Sep-16	440	0	<p>The Trust model has been adopted regionally and Primary Care Talking Therapy hubs have been fully implemented across Belfast. The Trust is experiencing demand from service users and GPs of 50% over agreed / funded contracted levels. The Trust is engaging with the HSCB and LCG to discuss capacity issues which impact on Psychological Therapies targets across all programmes of care. The September performance was marginally down from the August performance but this reduction is expected to be consolidated and improved by the end of October especially for Adult Health Psychology.</p>
Month	Psychological patients waiting > 13 weeks	Target																																													
Sep-15	230	0																																													
Oct-15	230	0																																													
Nov-15	240	0																																													
Dec-15	250	0																																													
Jan-16	260	0																																													
Feb-16	280	0																																													
Mar-16	350	0																																													
Apr-16	340	0																																													
May-16	360	0																																													
Jun-16	410	0																																													
Jul-16	420	0																																													
Aug-16	440	0																																													
Sep-16	440	0																																													
●	●	<p>13.1</p> <p>Discharges</p> <p>From April 2016, ensure that 99% of all Learning Disability discharges take place within seven days of the patient being assessed as medically fit for discharge.</p>	<p>Cumulative April to September = 81%.</p> <p>The Trust achieved this target at September 2016 (for completed discharges).</p>	<p>Percentage of Learning Disability discharges < 7 days of the patient assessed as medically fit for discharge. Target 99%</p> <table border="1"> <thead> <tr> <th>Month</th> <th>LD discharges < 7 days</th> <th>Target</th> </tr> </thead> <tbody> <tr><td>Sep-15</td><td>75%</td><td>99%</td></tr> <tr><td>Oct-15</td><td>35%</td><td>99%</td></tr> <tr><td>Nov-15</td><td>100%</td><td>99%</td></tr> <tr><td>Dec-15</td><td>100%</td><td>99%</td></tr> <tr><td>Jan-16</td><td>100%</td><td>99%</td></tr> <tr><td>Feb-16</td><td>75%</td><td>99%</td></tr> <tr><td>Mar-16</td><td>75%</td><td>99%</td></tr> <tr><td>Apr-16</td><td>60%</td><td>99%</td></tr> <tr><td>May-16</td><td>100%</td><td>99%</td></tr> <tr><td>Jun-16</td><td>100%</td><td>99%</td></tr> <tr><td>Jul-16</td><td>65%</td><td>99%</td></tr> <tr><td>Aug-16</td><td>85%</td><td>99%</td></tr> <tr><td>Sep-16</td><td>100%</td><td>99%</td></tr> </tbody> </table>	Month	LD discharges < 7 days	Target	Sep-15	75%	99%	Oct-15	35%	99%	Nov-15	100%	99%	Dec-15	100%	99%	Jan-16	100%	99%	Feb-16	75%	99%	Mar-16	75%	99%	Apr-16	60%	99%	May-16	100%	99%	Jun-16	100%	99%	Jul-16	65%	99%	Aug-16	85%	99%	Sep-16	100%	99%	<p>There are 19 delayed discharge patients at the end of September 2016.</p> <p>The complexity of care arrangements required for patients can take longer than 7 days to put in place.</p> <p>The lack of Supporting People funding is impacting on both Learning Disability and Mental Health discharges. The Trust is currently preparing a strategic outline case for the HSCB for the modernisation of Muckamore Abbey Hospital which aims to accommodate and support those Learning Disability patients in the community who are currently delayed in hospital. The Belfast Trust has specific plans and identified placements for all 16 patients recorded as delayed discharge and expects to significantly reduce the numbers of delayed discharges by Mid 2017 pending the delivery of new supported housing schemes and specialist nursing home provision.</p>
Month	LD discharges < 7 days	Target																																													
Sep-15	75%	99%																																													
Oct-15	35%	99%																																													
Nov-15	100%	99%																																													
Dec-15	100%	99%																																													
Jan-16	100%	99%																																													
Feb-16	75%	99%																																													
Mar-16	75%	99%																																													
Apr-16	60%	99%																																													
May-16	100%	99%																																													
Jun-16	100%	99%																																													
Jul-16	65%	99%																																													
Aug-16	85%	99%																																													
Sep-16	100%	99%																																													
●	●	<p>13.2</p> <p>Discharges</p> <p>From April 2016, ensure that no Learning Disability discharge taking more than 28 days.</p>	<p>At the end of September 2016 there were 16 patients who were ready to be discharged, waiting more than 28 days. The Trust continues to under deliver against the target.</p>	<p>Learning Disability discharges > 28 days from the patient being assessed as medically fit for discharge. Target = 0</p> <table border="1"> <thead> <tr> <th>Month</th> <th>LD discharges > 28 days</th> <th>Target</th> </tr> </thead> <tbody> <tr><td>Sep-15</td><td>18</td><td>0</td></tr> <tr><td>Oct-15</td><td>20</td><td>0</td></tr> <tr><td>Nov-15</td><td>20</td><td>0</td></tr> <tr><td>Dec-15</td><td>18</td><td>0</td></tr> <tr><td>Jan-16</td><td>17</td><td>0</td></tr> <tr><td>Feb-16</td><td>17</td><td>0</td></tr> <tr><td>Mar-16</td><td>18</td><td>0</td></tr> <tr><td>Apr-16</td><td>17</td><td>0</td></tr> <tr><td>May-16</td><td>17</td><td>0</td></tr> <tr><td>Jun-16</td><td>16</td><td>0</td></tr> <tr><td>Jul-16</td><td>16</td><td>0</td></tr> <tr><td>Aug-16</td><td>15</td><td>0</td></tr> <tr><td>Sep-16</td><td>16</td><td>0</td></tr> </tbody> </table>	Month	LD discharges > 28 days	Target	Sep-15	18	0	Oct-15	20	0	Nov-15	20	0	Dec-15	18	0	Jan-16	17	0	Feb-16	17	0	Mar-16	18	0	Apr-16	17	0	May-16	17	0	Jun-16	16	0	Jul-16	16	0	Aug-16	15	0	Sep-16	16	0	<p>The lack of Supporting People funding is impacting on both Learning Disability and Mental Health discharges. The Trust is currently preparing a strategic outline case for the HSCB for the modernisation of Muckamore Abbey Hospital which aims to accommodate and support those Learning Disability patients in the community who are currently delayed in hospital. The Belfast Trust has specific plans and identified placements for all 16 patients recorded as delayed discharge and expects to significantly reduce the numbers of delayed discharges by Mid 2017 pending the delivery of new supported housing schemes and specialist nursing home provision.</p>
Month	LD discharges > 28 days	Target																																													
Sep-15	18	0																																													
Oct-15	20	0																																													
Nov-15	20	0																																													
Dec-15	18	0																																													
Jan-16	17	0																																													
Feb-16	17	0																																													
Mar-16	18	0																																													
Apr-16	17	0																																													
May-16	17	0																																													
Jun-16	16	0																																													
Jul-16	16	0																																													
Aug-16	15	0																																													
Sep-16	16	0																																													

TDP RAG	Sep RAG	Description	Current position	Trend	Comment																																										
●	●	<p>Discharges</p> <p>From April 2016, ensure that 99% of all Mental Health discharges take place within seven days of the patient being assessed as medically fit for discharge.</p>	<p>Cumulative April to September = 93%.</p> <p>The Trust continues to perform well against this target. The Trust delivered 90% in September 2016.</p>	<p>Percentage of Mental Health discharges < 7 days of the patient assessed as medically fit for discharge. Target 99%</p> <table border="1"> <thead> <tr> <th>Month</th> <th>MH discharges < 7 days (%)</th> <th>Target (%)</th> </tr> </thead> <tbody> <tr><td>Sep-15</td><td>98</td><td>99</td></tr> <tr><td>Oct-15</td><td>95</td><td>99</td></tr> <tr><td>Nov-15</td><td>95</td><td>99</td></tr> <tr><td>Dec-15</td><td>92</td><td>99</td></tr> <tr><td>Jan-16</td><td>94</td><td>99</td></tr> <tr><td>Feb-16</td><td>95</td><td>99</td></tr> <tr><td>Mar-16</td><td>93</td><td>99</td></tr> <tr><td>Apr-16</td><td>88</td><td>99</td></tr> <tr><td>May-16</td><td>92</td><td>99</td></tr> <tr><td>Jun-16</td><td>95</td><td>99</td></tr> <tr><td>Jul-16</td><td>94</td><td>99</td></tr> <tr><td>Aug-16</td><td>92</td><td>99</td></tr> <tr><td>Sep-16</td><td>90</td><td>99</td></tr> </tbody> </table>	Month	MH discharges < 7 days (%)	Target (%)	Sep-15	98	99	Oct-15	95	99	Nov-15	95	99	Dec-15	92	99	Jan-16	94	99	Feb-16	95	99	Mar-16	93	99	Apr-16	88	99	May-16	92	99	Jun-16	95	99	Jul-16	94	99	Aug-16	92	99	Sep-16	90	99	<p>There are 5 delayed discharge patients at the end of September 2016. The Trust continues to substantially achieve against this target.</p>
Month	MH discharges < 7 days (%)	Target (%)																																													
Sep-15	98	99																																													
Oct-15	95	99																																													
Nov-15	95	99																																													
Dec-15	92	99																																													
Jan-16	94	99																																													
Feb-16	95	99																																													
Mar-16	93	99																																													
Apr-16	88	99																																													
May-16	92	99																																													
Jun-16	95	99																																													
Jul-16	94	99																																													
Aug-16	92	99																																													
Sep-16	90	99																																													
●	●	<p>Discharges</p> <p>From April 2016, ensure that no Mental Health discharge take more than 28 days.</p>	<p>At the end of September 2016, 2 current inpatients who are ready for discharge are waiting more than 28 days to be discharged.</p>	<p>Mental Health discharges > 28 days from the patient being assessed as medically fit for discharge. Target = 0</p> <table border="1"> <thead> <tr> <th>Month</th> <th>MH discharges > 28 days</th> <th>Target</th> </tr> </thead> <tbody> <tr><td>Sep-15</td><td>0</td><td>0</td></tr> <tr><td>Oct-15</td><td>2</td><td>0</td></tr> <tr><td>Nov-15</td><td>3</td><td>0</td></tr> <tr><td>Dec-15</td><td>4</td><td>0</td></tr> <tr><td>Jan-16</td><td>4</td><td>0</td></tr> <tr><td>Feb-16</td><td>4</td><td>0</td></tr> <tr><td>Mar-16</td><td>5</td><td>0</td></tr> <tr><td>Apr-16</td><td>2</td><td>0</td></tr> <tr><td>May-16</td><td>4</td><td>0</td></tr> <tr><td>Jun-16</td><td>4</td><td>0</td></tr> <tr><td>Jul-16</td><td>0</td><td>0</td></tr> <tr><td>Aug-16</td><td>2</td><td>0</td></tr> <tr><td>Sep-16</td><td>2</td><td>0</td></tr> </tbody> </table>	Month	MH discharges > 28 days	Target	Sep-15	0	0	Oct-15	2	0	Nov-15	3	0	Dec-15	4	0	Jan-16	4	0	Feb-16	4	0	Mar-16	5	0	Apr-16	2	0	May-16	4	0	Jun-16	4	0	Jul-16	0	0	Aug-16	2	0	Sep-16	2	0	<p>The lack of Supporting People funding is impacting on Mental Health discharges.</p>
Month	MH discharges > 28 days	Target																																													
Sep-15	0	0																																													
Oct-15	2	0																																													
Nov-15	3	0																																													
Dec-15	4	0																																													
Jan-16	4	0																																													
Feb-16	4	0																																													
Mar-16	5	0																																													
Apr-16	2	0																																													
May-16	4	0																																													
Jun-16	4	0																																													
Jul-16	0	0																																													
Aug-16	2	0																																													
Sep-16	2	0																																													
●	●	<p>AHPs</p> <p>By March 2017, no patient should wait longer than 13 weeks from referral to commencement of treatment by an allied health professional.</p>	<p>The Trust continues to under deliver against this target. At September 2016 there were 2596 excess waiters in Physiotherapy and 1426 in Speech and Language therapy services. Other excess waiters were split across Dietetics, Occupational Therapy, Orthoptics and Podiatry Services.</p>	<p>Patients waiting more than 13 weeks for AHP treatment at month end. Target = 0</p> <table border="1"> <thead> <tr> <th>Month</th> <th>AHP patients waiting > 13 weeks</th> <th>Target</th> </tr> </thead> <tbody> <tr><td>Apr-16</td><td>2300</td><td>0</td></tr> <tr><td>May-16</td><td>3200</td><td>0</td></tr> <tr><td>Jun-16</td><td>3800</td><td>0</td></tr> <tr><td>Jul-16</td><td>4200</td><td>0</td></tr> <tr><td>Aug-16</td><td>4600</td><td>0</td></tr> <tr><td>Sep-16</td><td>5000</td><td>0</td></tr> </tbody> </table>	Month	AHP patients waiting > 13 weeks	Target	Apr-16	2300	0	May-16	3200	0	Jun-16	3800	0	Jul-16	4200	0	Aug-16	4600	0	Sep-16	5000	0	<p>Trust continues to discuss capacity and demand for these services with the HSCB. The Trust expects to substantially deliver against the target in Podiatry. There was only one podiatry patient waiting in excess of the target at the end of September. Additional capacity / resources will be required in the other AHP services to facilitate delivery of the target.</p>																					
Month	AHP patients waiting > 13 weeks	Target																																													
Apr-16	2300	0																																													
May-16	3200	0																																													
Jun-16	3800	0																																													
Jul-16	4200	0																																													
Aug-16	4600	0																																													
Sep-16	5000	0																																													








TDP RAG	Sep RAG	Description	Current position	Trend	Comment																																										
●	●	<p>15.0</p> <p>Direct Payments</p> <p>By March 2017, secure a 10% increase in the number of direct payments to all service users.</p>	<p>The Trust continues to increase the uptake of Direct Payments. At the end of September 2016 there were 585 people in receipt of Direct Payments. The target against this remains to be confirmed</p>	<table border="1"> <caption>Direct Payments in place at end of month</caption> <thead> <tr> <th>Month</th> <th>DP's in place</th> <th>Target = tbc</th> </tr> </thead> <tbody> <tr><td>Sep-15</td><td>515</td><td>580</td></tr> <tr><td>Oct-15</td><td>518</td><td>580</td></tr> <tr><td>Nov-15</td><td>515</td><td>580</td></tr> <tr><td>Dec-15</td><td>515</td><td>580</td></tr> <tr><td>Jan-16</td><td>518</td><td>580</td></tr> <tr><td>Feb-16</td><td>525</td><td>580</td></tr> <tr><td>Mar-16</td><td>530</td><td>580</td></tr> <tr><td>Apr-16</td><td>540</td><td>580</td></tr> <tr><td>May-16</td><td>548</td><td>580</td></tr> <tr><td>Jun-16</td><td>555</td><td>580</td></tr> <tr><td>Jul-16</td><td>565</td><td>580</td></tr> <tr><td>Aug-16</td><td>568</td><td>580</td></tr> <tr><td>Sep-16</td><td>585</td><td>580</td></tr> </tbody> </table>	Month	DP's in place	Target = tbc	Sep-15	515	580	Oct-15	518	580	Nov-15	515	580	Dec-15	515	580	Jan-16	518	580	Feb-16	525	580	Mar-16	530	580	Apr-16	540	580	May-16	548	580	Jun-16	555	580	Jul-16	565	580	Aug-16	568	580	Sep-16	585	580	<p>Whilst the target is still to be confirmed regionally, it is expected to be 580 for the Trust by the end of March 2017. The Trust is currently meeting this at the end of September 2016 and expects to deliver the target.</p>
Month	DP's in place	Target = tbc																																													
Sep-15	515	580																																													
Oct-15	518	580																																													
Nov-15	515	580																																													
Dec-15	515	580																																													
Jan-16	518	580																																													
Feb-16	525	580																																													
Mar-16	530	580																																													
Apr-16	540	580																																													
May-16	548	580																																													
Jun-16	555	580																																													
Jul-16	565	580																																													
Aug-16	568	580																																													
Sep-16	585	580																																													
●	●	<p>16.0</p> <p>Carers' Assessments</p> <p>By March 2017, secure a 10% increase in the number of carers' assessments offered to carers for all service users.</p>	<p>The Trust continues to deliver high numbers of Carers' assessments. The 2016/17 target is still to be advised.</p>	<table border="1"> <caption>Carers Assessments</caption> <thead> <tr> <th>Quarter</th> <th>Carers Assessments</th> </tr> </thead> <tbody> <tr><td>Q1 Jun 2015</td><td>650</td></tr> <tr><td>Q2 Sep 2015</td><td>880</td></tr> <tr><td>Q3 Dec 2015</td><td>700</td></tr> <tr><td>Q4 Mar 2015</td><td>820</td></tr> <tr><td>Q1 Jun 2016</td><td>880</td></tr> <tr><td>Q2 Sep 2016</td><td>920</td></tr> </tbody> </table>	Quarter	Carers Assessments	Q1 Jun 2015	650	Q2 Sep 2015	880	Q3 Dec 2015	700	Q4 Mar 2015	820	Q1 Jun 2016	880	Q2 Sep 2016	920	<p>The Trust expects to deliver the target.</p>																												
Quarter	Carers Assessments																																														
Q1 Jun 2015	650																																														
Q2 Sep 2015	880																																														
Q3 Dec 2015	700																																														
Q4 Mar 2015	820																																														
Q1 Jun 2016	880																																														
Q2 Sep 2016	920																																														
●	●	<p>17.0</p> <p>Hospital cancelled appointments</p> <p>By March 2017, reduce by 20% the number of hospital-cancelled consultant-led outpatient appointments.</p>	<p>Cumulative April to September = 36,926.</p> <p>The target for March 2017 is 78,910 cancelled Outpatient Appointments. Pro-rata target to the end of September 2016 is 39,455.</p> <p>Trust continues to experience a high number of Hospital Cancelled Outpatients appointments.</p>	<table border="1"> <caption>Hospital Cancelled OP Appointments</caption> <thead> <tr> <th>Month</th> <th>Hospital Cancelled OP Appointments</th> <th>Target (monthly)</th> </tr> </thead> <tbody> <tr><td>Apr-16</td><td>5900</td><td>6500</td></tr> <tr><td>May-16</td><td>5950</td><td>6500</td></tr> <tr><td>Jun-16</td><td>6200</td><td>6500</td></tr> <tr><td>Jul-16</td><td>5650</td><td>6500</td></tr> <tr><td>Aug-16</td><td>6550</td><td>6500</td></tr> <tr><td>Sep-16</td><td>6500</td><td>6500</td></tr> </tbody> </table>	Month	Hospital Cancelled OP Appointments	Target (monthly)	Apr-16	5900	6500	May-16	5950	6500	Jun-16	6200	6500	Jul-16	5650	6500	Aug-16	6550	6500	Sep-16	6500	6500	<p>Achieving a reduction in hospital cancellations remains a challenge. Review of reasons and recording is ongoing across specialties and detailed analysis of hospital cancellations is underway in the following 3 specialties:</p> <ul style="list-style-type: none"> • Rheumatology • General Surgery • T&O 																					
Month	Hospital Cancelled OP Appointments	Target (monthly)																																													
Apr-16	5900	6500																																													
May-16	5950	6500																																													
Jun-16	6200	6500																																													
Jul-16	5650	6500																																													
Aug-16	6550	6500																																													
Sep-16	6500	6500																																													

TDP RAG	Sep RAG	Description	Current position	Trend	Comment
	18.1	<p>Complex Discharges</p> <p>From April 2016, ensure that 90% of complex discharges from an acute hospital take place within 48 hours.</p>	<p>Cumulative April to September = 55%.</p>		<p>The Community Service Plan for 2016/17 is focusing on four key areas to support improvement in performance. These are:</p> <ul style="list-style-type: none"> • Discharge to Assess; • Domiciliary Care; • Reablement; and • Acute Care at Home.
	18.2	<p>Complex Discharges</p> <p>From April 2016, ensure that no complex discharge takes more than seven days.</p>	<p>Cumulative April to September = 249.</p>		<p>The Trust is aiming to achieve a 20% improvement against the 48 hour target for the RGH site and a 10% improvement against the 7 day target.</p> <p>The Trust achieved in the RVH 59% (Apr - Oct 2016) against a baseline of 48% (2015/16) in relation to this target.</p>
	18.3	<p>Non-complex Discharges</p> <p>From April 2016, ensure that all non-complex discharges from an acute hospital take place within six hours.</p>	<p>Cumulative April to September = 97%.</p> <p>Non - complex discharges from an acute hospital take place within 6 hours (Belfast Trust Hospitals) - Source Belfast Trust PAS.</p>		<p>The 6 hour target is consistently above 95% performance.</p>










TDP RAG	Sep RAG	Description	Current position	Trend	Comment																																										
	 19.0	<p>Absence</p> <p>By March 2017, to reduce Trust staff sick absence levels by a regional average of 5% compared to 2015/16 figure.</p>	<p>Cumulative April to September = 5.97%</p> <p>The Target absence target has been reduced from 6.17% to 5.8% in 2016/17. The in-month absence in September 2016 was 6.1%.</p>	 <table border="1"> <caption>Absence Rate in month. Target = 5.8%</caption> <thead> <tr> <th>Month</th> <th>Absence Rate (%)</th> <th>Target (%)</th> </tr> </thead> <tbody> <tr><td>Sep-15</td><td>5.50</td><td>5.80</td></tr> <tr><td>Oct-15</td><td>6.00</td><td>5.80</td></tr> <tr><td>Nov-15</td><td>6.10</td><td>5.80</td></tr> <tr><td>Dec-15</td><td>6.20</td><td>5.80</td></tr> <tr><td>Jan-16</td><td>6.50</td><td>5.80</td></tr> <tr><td>Feb-16</td><td>6.40</td><td>5.80</td></tr> <tr><td>Mar-16</td><td>5.90</td><td>5.80</td></tr> <tr><td>Apr-16</td><td>4.90</td><td>5.80</td></tr> <tr><td>May-16</td><td>5.70</td><td>5.80</td></tr> <tr><td>Jun-16</td><td>5.60</td><td>5.80</td></tr> <tr><td>Jul-16</td><td>5.70</td><td>5.80</td></tr> <tr><td>Aug-16</td><td>5.80</td><td>5.80</td></tr> <tr><td>Sep-16</td><td>6.10</td><td>5.80</td></tr> </tbody> </table>	Month	Absence Rate (%)	Target (%)	Sep-15	5.50	5.80	Oct-15	6.00	5.80	Nov-15	6.10	5.80	Dec-15	6.20	5.80	Jan-16	6.50	5.80	Feb-16	6.40	5.80	Mar-16	5.90	5.80	Apr-16	4.90	5.80	May-16	5.70	5.80	Jun-16	5.60	5.80	Jul-16	5.70	5.80	Aug-16	5.80	5.80	Sep-16	6.10	5.80	<p>The Trust continues to perform well against this target. The cumulative position from April to September, however, is slightly above target at 5.97%.</p>
Month	Absence Rate (%)	Target (%)																																													
Sep-15	5.50	5.80																																													
Oct-15	6.00	5.80																																													
Nov-15	6.10	5.80																																													
Dec-15	6.20	5.80																																													
Jan-16	6.50	5.80																																													
Feb-16	6.40	5.80																																													
Mar-16	5.90	5.80																																													
Apr-16	4.90	5.80																																													
May-16	5.70	5.80																																													
Jun-16	5.60	5.80																																													
Jul-16	5.70	5.80																																													
Aug-16	5.80	5.80																																													
Sep-16	6.10	5.80																																													

Appendix 1






BHSCT – Commissioning Plan Directions – Objectives / goals for Improvement The following are reported by the Trust annually.

COMMISSIONING PLAN DIRECTION OBJECTIVES			
TDP RAG	Desired Outcome 1. Health and social care services contribute to; reducing inequalities; ensuring that people are able to look after and improve their own health and wellbeing, and live in good health for longer.		
	1.2	Diabetes	In line with the Department's policy framework, living with Long Term Conditions, continue to support people to self-manage their condition through increasing access to structured patient education programmes. In 2016/17, the focus will be on consulting on and taking steps to begin implementation of the Diabetes Strategic Framework and implementation plan with the aim that by 2020 all individuals newly diagnosed with diabetes will be offered access to diabetes structured education with 12 months of diagnosis.
	1.5	Healthy Child / Healthy Future	By March 2018 ensure full delivery of the universal child health promotion framework for NI, Healthy Child, Healthy Future. Specific areas of focus for 2016/17 should include the delivery of the required core contacts by health visitors within the pre-school child health promotion programme.
	1.6	Children in Care	During 2016/17, the HSC must ensure that as far as possible children on the edge of care, children in care, and care experienced children are protected from harm, grow up in a stable environment, and are offered the same opportunities as their peers. For 2016/17, specific areas of focus should include ensuring that the proportion of children in care for 12 months or longer with no placement change is at least 85%.
	1.7	Children in Care	During 2016/17, the HSC must ensure that as far as possible children on the edge of care, children in care, and care experienced children are protected from harm, grow up in a stable environment, and are offered the same opportunities as their peers. For 2016/17, specific areas of focus should include ensuring a three year time frame (from date of last admission) for 90% of children who are adopted from care.
Desired Outcome 2: People using health and social care services are safe from avoidable harm.			
	2.2	NEWS KPIs	From April 2016, ensure that the clinical condition of all patients is regularly and appropriately monitored in line with the NEWS KPI audit guidance, and timely action taken to respond to any signs of deterioration.
	2.3	Delivering Care Framework	By March 2018, all HSC Trusts should have fully implemented the first four phases of Delivering Care, to ensure safe and sustainable nurse staffing levels across all medical and surgical wards, emergency departments, health visiting and district nursing services.
	2.4	Care Standards in Homes	The HSC, through the application of care standards, should seek improvements in the delivery of residential and nursing care and ensure a reduction in the number of (i) residential homes, (ii) nursing homes, inspected that receive a failure to comply notice.


COMMISSIONING PLAN DIRECTION OBJECTIVES

	2.5	Care Standards in Homes	The HSC, through the application of care standards, should seek improvements in the delivery of residential and nursing care and ensure a reduction in the number of (i) residential homes, (ii) nursing homes, inspected that receive a failure to comply notice and that subsequently attract a notice of decision.
Desired Outcome 3: People who use health and social care services have positive experiences of those services			
	3.1	Palliative / End of Life Care	To support people with palliative and end of life care needs to be cared for in their preferred place of care. By March 2018 to identify individuals with a palliative care need and have arrangements in place to meet those needs. The focus for 2016/17 is to develop and implement appropriate systems to support this.
	3.2	Inpatient Care same Gender	By March 2017, all patients in adult inpatient areas should be cared for in same gender accommodation, except in cases when that would not be appropriate for reasons of clinical need (or alternatively timely access to treatment).
	3.3	Inpatient Care Gender mixed	Where patients are cared for in mixed gender accommodation, all Trusts must have policies in place to ensure that patients' privacy and dignity are protected.
	3.4	Children in Care	HSC should ensure that care, permanence and pathway plans for children and young people in or leaving care (where appropriate) take account of the views, wishes and feelings of children and young people.
Desired Outcome 4: Health and Social care services are centred on helping to maintain or improve the quality of life of people who use those services			
		n/a	n/a
Desired Outcome 5: People, including those with disabilities or long term conditions, or who are frail, are supported to recover from periods of ill health and are able to live independently and at home or in a homely setting in the community.			
	5.2	Unplanned Admissions – Long Term Conditions	By March 2017, reduce the number of unplanned admissions to hospital by 5% for adults with specified long-term conditions.
	5.5	Self-Directed Support	By March 2019, all service users and carers will be assessed or reassessed at review under the Self-Directed Support approach, and will be offered the choice to access direct payments, a managed budget, Trust arranged services, or a mix of those options, to meet any eligible needs identified.
Desired Outcome 6: People who provide unpaid care are supported to look after their own health and wellbeing, including reducing any negative impact of their caring role on their own health and well-being.			
	6.2	Short Breaks	By March 2017, secure a 5% increase in the number of community based short break hours (i.e. non-residential respite) received by adults across all programmes of care.
	6.3	Carers' Assessments	By March 2017, establish a baseline of the number of carers who have had a carers assessment completed and:

COMMISSIONING PLAN DIRECTION OBJECTIVES

			<ul style="list-style-type: none"> • the need for further advice, information or signposting has been identified; • the need for appropriate training has been identified; • the need for a care package has been identified; • the need for a short break has been identified; • the need for financial assistance has been identified.
Desired outcome 7: Resources are used effectively and efficiently in the provision of health and social care services.			
TBC	7.4	Elective Care activity	By March 2017, to reduce the percentage of funded activity associated with elective care service that remains undelivered.
Desired outcome 8: People who work in health and social care services are supported to look after their own health and wellbeing and to continuously improve the information, support, care and treatment they provide.			
	8.1	Seasonal Flu Vaccine	By December 2016 ensure at least 40% of Trust staff have received the seasonal flu vaccine.
	8.3	2015 Staff Survey	During 2016/17, HSC employers should ensure that they respond to issues arising from the 2015 Staff Survey, with the aim of improving local working conditions and practices and involving and engaging staff.
	8.4	Workforce Plans	By March 2017, Trusts are required to develop operational Workforce Plans, utilising qualitative and quantitative information that support and underpin their Trust Delivery Plans.
	8.5	Training Quality 2020	By March 2017, 10% of the HSC workforce should have achieved training at level 1 in the Q2020 Attributes Framework.
	8.6	Complaints	By March 2017, to have reduced the number of patient and service user complaints relating to attitude, behaviour and communication by 5% compared to 2015/16. This will require renewed focus on improving the Patient and Client Experience Standards.

Data to follow

TDP RAG	Ref	Description	Current position
	6.0	Stroke From April 2016, ensure that at least 15% of patients with confirmed ischaemic stroke receive thrombolysis treatment, where clinically appropriate	Data not available The is produced quarterly, 2 quarters in areas.
TBC	20.0	Elective Care activity By March 2017, to reduce the percentage of funded activity associated with elective care service that remains undelivered.	To be advised