

Daily Covid19 Update to SLG – 3rd June 2021

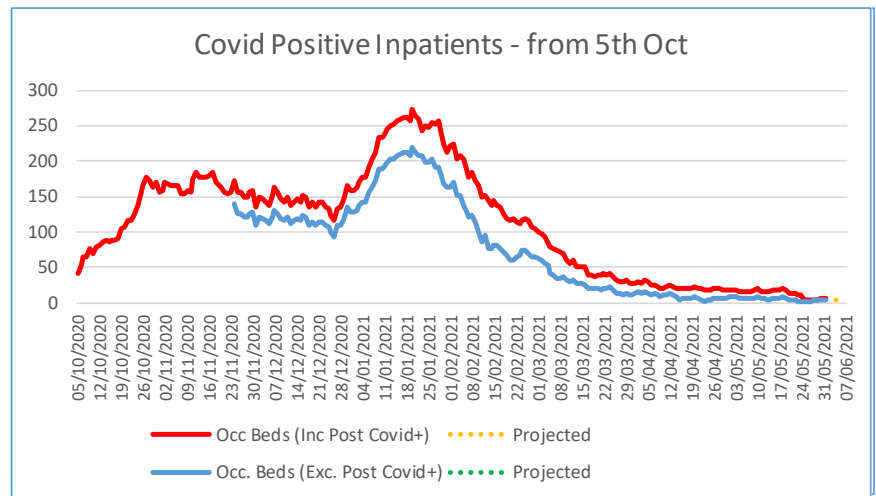
The Charles Vincent Daily Safety Huddle SitRep contains a wide range of data and is available on the Senior Leadership Group Teams Folder.

A summary of six key pieces of information relating to hospital inpatients, numbers of patients in Intensive Care, numbers of care homes in outbreak, workforce pressures, vaccination programme and PPE daily stock levels is set out below;

1. Covid19 positive (+) and Post-Covid19 Hospital Inpatients

Today, 5 Covid19+ patients are in our hospital wards, and a further 2 patients who are post-14 days remain in hospital. In total, 7* Covid19 related patients remain in hospital. The current Covid19 related inpatient levels are now the lowest since early August. Today's number in hospital equates to 3% of the total at the peak of Surge 3 on 20th January (272). The graph displays both current and post-Covid19 patients, and the projection shows a gradual downward trajectory based on the predictive model.

27/04/2021	21	13/05/2021	15	29/05/2021	4
28/04/2021	21	14/05/2021	16	30/05/2021	5
29/04/2021	17	15/05/2021	18	31/05/2021	5
30/04/2021	17	16/05/2021	17	01/06/2021	5
01/05/2021	17	17/05/2021	18	02/06/2021	6
02/05/2021	17	18/05/2021	21	03/06/2021	7
03/05/2021	17	19/05/2021	17	04/06/2021	0
04/05/2021	16	20/05/2021	12	05/06/2021	0
05/05/2021	15	21/05/2021	13	06/06/2021	0
06/05/2021	15	22/05/2021	12	07/06/2021	0
07/05/2021	15	23/05/2021	10	08/06/2021	0
08/05/2021	16	24/05/2021	11	09/06/2021	0
09/05/2021	17	25/05/2021	3	10/06/2021	0
10/05/2021	19	26/05/2021	3	11/06/2021	0
11/05/2021	15	27/05/2021	3	12/06/2021	0
12/05/2021	15	28/05/2021	4	13/06/2021	0



*Please note that activity from 23rd November 2020 to 21st January 2021 is being reviewed and will be subject to further validation and amendment

2. Numbers of Patients in Intensive Care

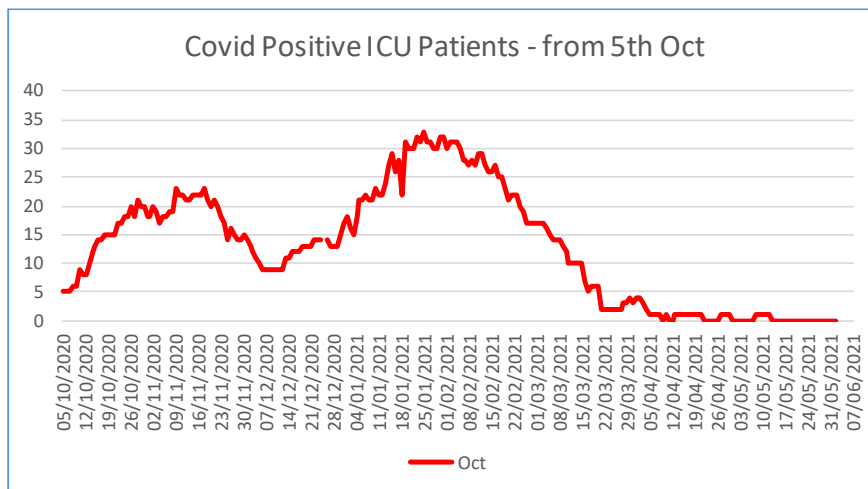
In Surge 3, the number of Covid+ Inpatients in ICU peaked at 33 on 25th January.

Today in ICU, we have 0 Covid19+ patients, and 0 suspect Covid19 patient. On the wards* we have a further 0 patients on CPAP, 0 on AIRVO and 0 on NIV (* yesterday's position). There are no patients

on CPAP identified as possibly needing escalation within the next 24 hours. The projection is now showing a zero trajectory based on the very low recent numbers.

ICU Occupancy – Covid+ Inpatients

27/04/2021	1	13/05/2021	0	29/05/2021	0
28/04/2021	1	14/05/2021	0	30/05/2021	0
29/04/2021	1	15/05/2021	0	31/05/2021	0
30/04/2021	1	16/05/2021	0	01/06/2021	0
01/05/2021	0	17/05/2021	0	02/06/2021	0
02/05/2021	0	18/05/2021	0	03/06/2021	0
03/05/2021	0	19/05/2021	0	04/06/2021	0
04/05/2021	0	20/05/2021	0	05/06/2021	0
05/05/2021	0	21/05/2021	0	06/06/2021	0
06/05/2021	0	22/05/2021	0	07/06/2021	0
07/05/2021	0	23/05/2021	0	08/06/2021	0
08/05/2021	1	24/05/2021	0	09/06/2021	0
09/05/2021	1	25/05/2021	0	10/06/2021	0
10/05/2021	1	26/05/2021	0	11/06/2021	0
11/05/2021	1	27/05/2021	0	12/06/2021	0
12/05/2021	1	28/05/2021	0	13/06/2021	0

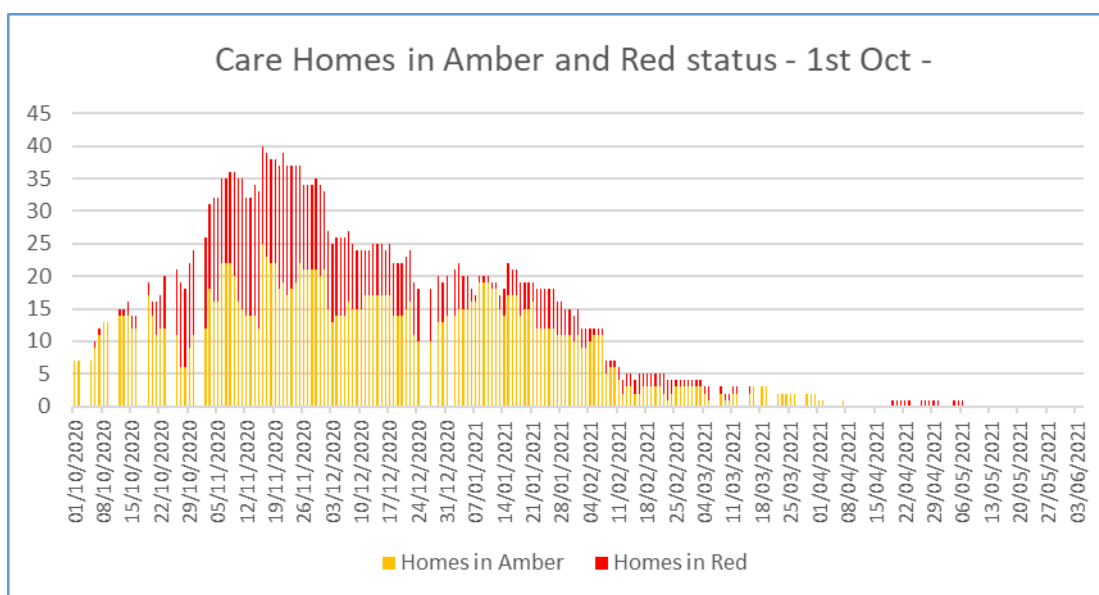


** Due to the potential for individual patients to be identified where there are less than 5 patients likely to be escalated the exact number will not be provided.

3. Community

We have 89 care homes in the Belfast Trust area, caring for over 2,200 residents.

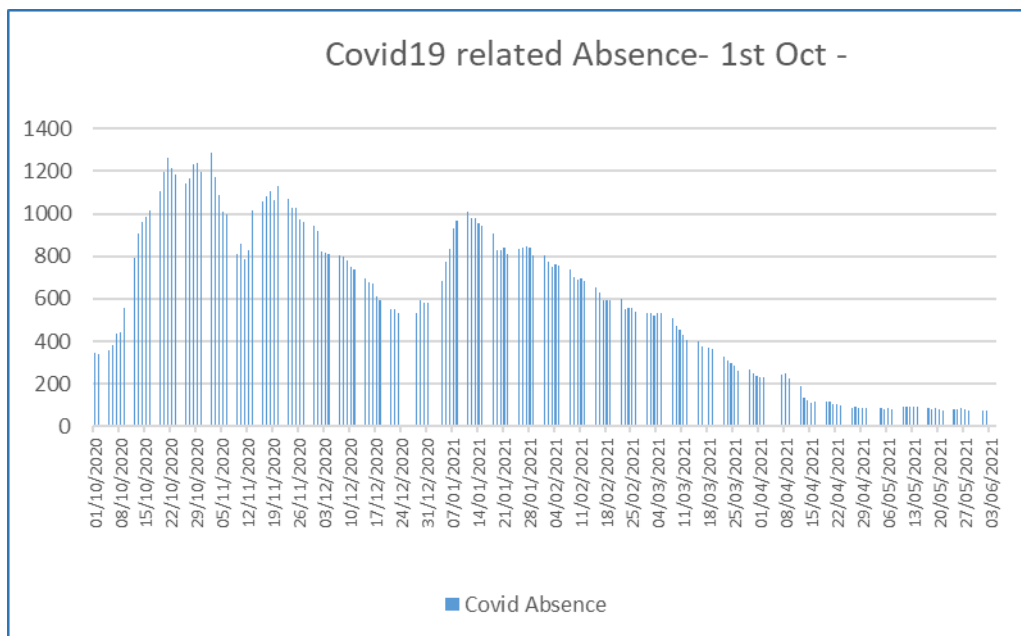
As at Wednesday 2nd June, we have no care homes with a confirmed outbreak – this is unchanged from the previous report.



Please Note: Data reported Mon-Fri from 8th March

4. Workforce

This day last week, we had 85 staff off work with Covid19 related issues, which is significant given that on top of these absences we have ongoing workforce challenges because of high vacancy levels within the Trust. **Today, 73 staff are off work with Covid19 related issues.**



Please Note: Data reported Mon-Fri only

5. Vaccination programme

The Trust vaccination programme began before Christmas, continuing throughout the Christmas period and into 2021.

The table below shows the vaccination activity for the most recent 7-day period, and the cumulative total so far. Nursing and Care home residents, wards and day care facilities and staff, Covid19 Vaccination centre numbers and wasted dose numbers are provided. The daily number of vaccinations carried out averaged over 1050 during March, 1130 in April and 863 in May. The total number is now in excess of **150,000**.

Day	Date	No of Care homes	No. of inpatient wards/day care facilities	Residents	AZ patients	Care Home Staff	Total Care Homes	Vaccination Centre	Daily Total	Running Total	Wasted Doses	Cum Wasted Doses	% Cum Wasted Doses
Thu	27-May-21	0	0	0	0	0	0	426	426	150094	0	192	0.13%
Fri	28-May-21	0	0	0	0	0	0	444	444	150538	0	192	0.13%
Sat	29-May-21	0	0	0	0	0	0	432	432	150970	6	198	0.13%
Sun	30-May-21	0	0	0	0	0	0	630	630	151600	0	198	0.13%
Mon	31-May-21	0	0	0	0	0	0	1025	1025	152625	0	198	0.13%
Tue	01-Jun-21	0	0	0	0	0	0	918	918	153543	0	198	0.13%
Wed	02-Jun-21	0	0	0	0	0	0	517	517	154060	4	202	0.13%
Totals				5949	198	5944	11977	141953	154060				

Note – AZ =AstraZeneca vaccine

6. PPE Stock levels

PPE stock levels are monitored daily and the infographic below gives a breakdown of levels of stock for each type of PPE equipment. This stock level does not include stock received and available at ICU/Ward/Department/ Community level for immediate use.

