

## Daily Covid19 Update to SLG – 1st July 2021

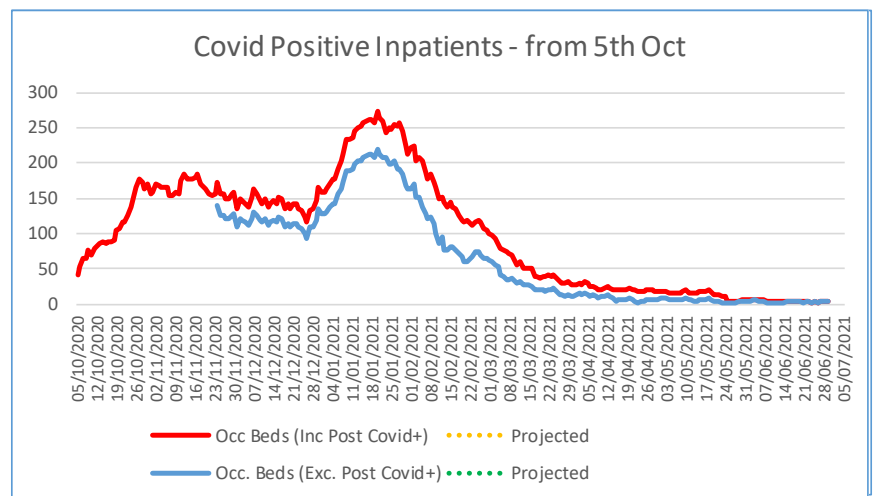
The Charles Vincent Daily Safety Huddle SitRep contains a wide range of data and is available on the Senior Leadership Group Teams Folder.

A summary of six key pieces of information relating to hospital inpatients, numbers of patients in Intensive Care, numbers of care homes in outbreak (section currently suspended), workforce pressures, vaccination programme and PPE daily stock levels is set out below;

### 1. Covid19 positive (+) and Post-Covid19 Hospital Inpatients

Today, 6 Covid19+ patients are in our hospital wards and there are 0 patients post-14 days, in hospital. In total, 6\* Covid19 related patients remain in hospital. The current Covid19 related inpatient levels continue to be the lowest since early August. Today's number in hospital equates to 2% of the total at the peak of Surge 3 on 20<sup>th</sup> January (272). The graph displays both current and post-Covid19 patients, and the projection is now showing a zero trajectory based on the very low recent numbers.

29/05/2021	4	14/06/2021	4	30/06/2021	4
30/05/2021	5	15/06/2021	4	01/07/2021	6
31/05/2021	5	16/06/2021	4	02/07/2021	0
01/06/2021	5	17/06/2021	4	03/07/2021	0
02/06/2021	6	18/06/2021	3	04/07/2021	0
03/06/2021	7	19/06/2021	3	05/07/2021	0
04/06/2021	6	20/06/2021	4	06/07/2021	0
05/06/2021	5	21/06/2021	3	07/07/2021	0
06/06/2021	5	22/06/2021	4	08/07/2021	0
07/06/2021	5	23/06/2021	3	09/07/2021	0
08/06/2021	4	24/06/2021	2	10/07/2021	0
09/06/2021	3	25/06/2021	4	11/07/2021	0
10/06/2021	3	26/06/2021	2	12/07/2021	0
11/06/2021	3	27/06/2021	3	13/07/2021	0
12/06/2021	4	28/06/2021	3	14/07/2021	0
13/06/2021	4	29/06/2021	3	15/07/2021	0



\*Please note that activity from 23rd November 2020 to 21<sup>st</sup> January 2021 is being reviewed and will be subject to further validation and amendment

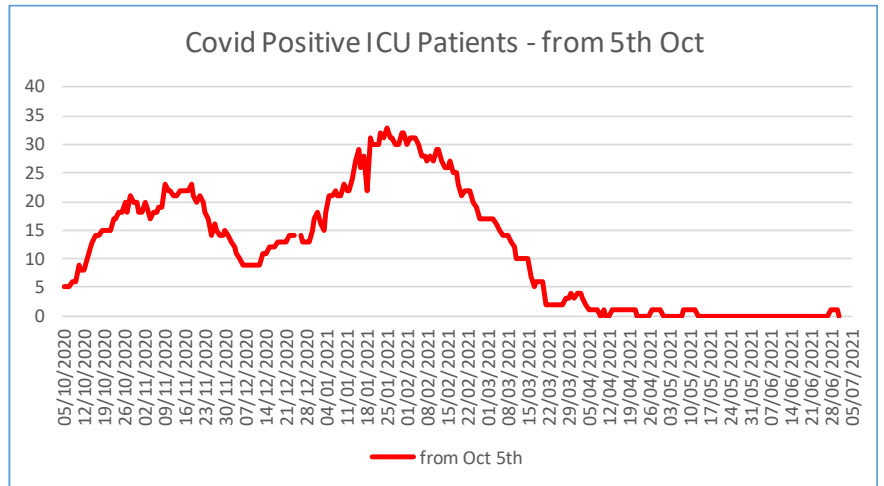
### 2. Numbers of Patients in Intensive Care

In Surge 3, the number of Covid+ Inpatients in ICU peaked at 33 on 25<sup>th</sup> January.

Today in ICU, we have 0 Covid19+ patient, and 2 suspect Covid19 patients. On the wards\* there are 1 patients on CPAP, 0 on AIRVO and 0 on NIV. There are no patients on CPAP identified as possibly needing escalation within the next 24 hours. The projection is now showing a zero trajectory based on the very low recent numbers.

### ICU Occupancy – Covid+ Inpatients

29/05/2021	0	14/06/2021	0	30/06/2021	1
30/05/2021	0	15/06/2021	0	01/07/2021	0
31/05/2021	0	16/06/2021	0	02/07/2021	0
01/06/2021	0	17/06/2021	0	03/07/2021	0
02/06/2021	0	18/06/2021	0	04/07/2021	0
03/06/2021	0	19/06/2021	0	05/07/2021	0
04/06/2021	0	20/06/2021	0	06/07/2021	0
05/06/2021	0	21/06/2021	0	07/07/2021	0
06/06/2021	0	22/06/2021	0	08/07/2021	0
07/06/2021	0	23/06/2021	0	09/07/2021	0
08/06/2021	0	24/06/2021	0	10/07/2021	0
09/06/2021	0	25/06/2021	0	11/07/2021	0
10/06/2021	0	26/06/2021	0	12/07/2021	0
11/06/2021	0	27/06/2021	0	13/07/2021	0
12/06/2021	0	28/06/2021	1	14/07/2021	0
13/06/2021	0	29/06/2021	1	15/07/2021	0



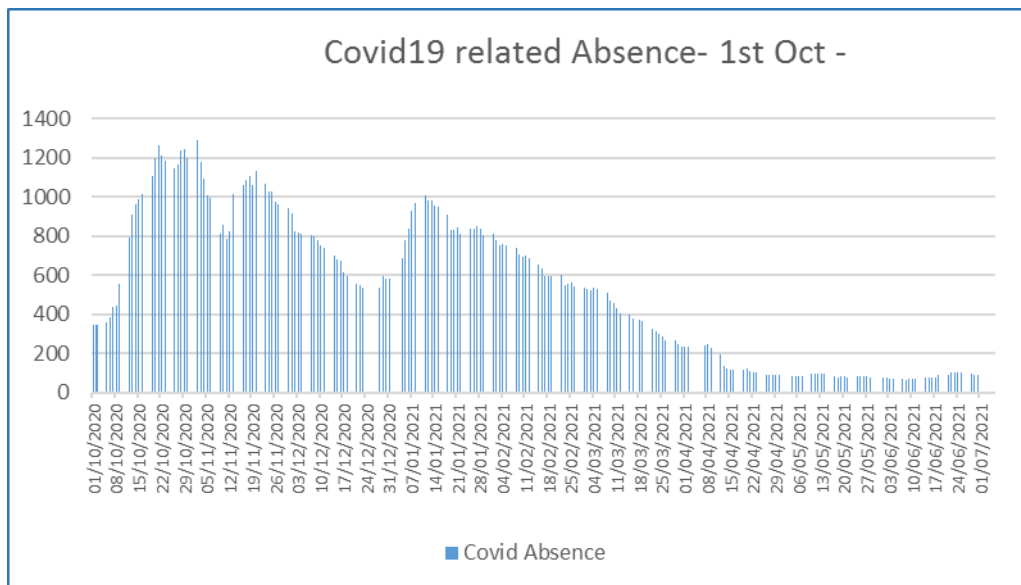
\*\* Due to the potential for individual patients to be identified where there are less than 5 patients likely to be escalated the exact number will not be provided.

### 3. Community

The community section has been suspended; however, it will be re-instated if required.

### 4. Workforce

This day **last week**, we had **102 staff** off work with Covid19 related issues, which is significant given that on top of these absences we have ongoing workforce challenges because of high vacancy levels within the Trust. **Today, 90 staff are off work with Covid19 related issues**, and numbers have shown a small but consistent increase over the last 2 weeks.



Please Note: Data reported Mon-Fri only

## 5. Vaccination programme

The Trust vaccination programme commenced before Christmas, continuing throughout the Christmas period and into 2021.

The table below shows the vaccination activity for the most recent 7-day period, and the cumulative total so far. Nursing and Care home residents, wards and day care facilities and staff, Covid19 Vaccination centre numbers and wasted dose numbers are provided. The daily number of vaccinations carried out averaged over 1,050 during March, 1,130 in April and 863 in May. The total number is now in excess of **175,000**.

Date	No of Care homes	No. of inpatient wards/day care facilities	Residents	AZ patients	Care Home Staff	Total Care Homes	Vaccination Centre	Daily Total	Running Total	Wasted Doses	Cum Wasted Doses	% Cum Wasted Doses
24-Jun-21	0	0	0	0	0	0	562	562	172742	0	196	0.11%
25-Jun-21	0	0	5	0	0	0	761	761	173503	0	196	0.11%
26-Jun-21	0	0	0	0	0	0	714	714	174217	0	196	0.11%
27-Jun-21	0	0	0	0	0	0	845	845	175062	1	197	0.11%
28-Jun-21	0	0	0	0	0	0	816	816	175878	0	197	0.11%
29-Jun-21	0	0	0	0	0	0	810	810	176688	0	197	0.11%
30-Jun-21	0	3	0	7	1	0	773	781	177469	0	197	0.11%
			5954	247	5951	12010	165363	177469				

**Note** – AZ =AstraZeneca vaccine

## 6. PPE Stock levels

PPE stock levels are monitored daily and the infographic below gives a breakdown of levels of stock for each type of PPE equipment. This stock level does not include stock received and available at ICU/Ward/Department/ Community level for immediate use.

**HSC** Belfast Health and Social Care Trust  
caring supporting improving together

**Current PPE Stock level  
1st July 2021**

