

Daily Covid19 Update to SLG – 19th July 2021

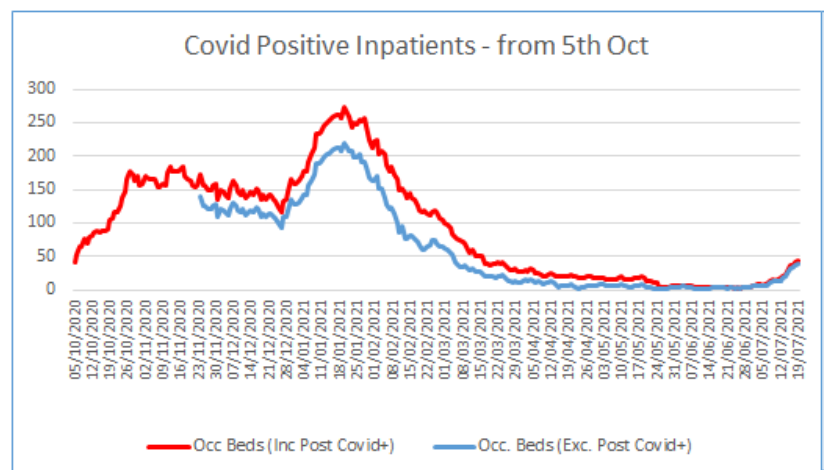
The Charles Vincent Daily Safety Huddle SitRep contains a wide range of data and is available on the Senior Leadership Group Teams Folder.

A summary of six key pieces of information relating to hospital inpatients, numbers of patients in Intensive Care, numbers of care homes in outbreak, workforce pressures, vaccination programme and PPE daily stock levels is set out below;

1. Covid19 positive (+) and Post-Covid19 Hospital Inpatients

Today, 38 Covid19+ patients are in our hospital wards and there are 5 patients post-14 days, in hospital. In total, 43* Covid19 related patients remain in hospital. The current Covid19 related inpatient levels are at a similar level to early October. Today's number in hospital equates to 16% of the total at the peak of Surge 3 on 20th January (272). The graph displays both current and post-Covid19 patients.

14/06/2021	4	30/06/2021	4	16/07/2021	36
15/06/2021	4	01/07/2021	6	17/07/2021	37
16/06/2021	4	02/07/2021	7	18/07/2021	41
17/06/2021	4	03/07/2021	8	19/07/2021	43
18/06/2021	3	04/07/2021	8	20/07/2021	0
19/06/2021	3	05/07/2021	7	21/07/2021	0
20/06/2021	4	06/07/2021	8	22/07/2021	0
21/06/2021	3	07/07/2021	9	23/07/2021	0
22/06/2021	4	08/07/2021	13	24/07/2021	0
23/06/2021	3	09/07/2021	15	25/07/2021	0
24/06/2021	2	10/07/2021	14	26/07/2021	0
25/06/2021	4	11/07/2021	15	27/07/2021	0
26/06/2021	2	12/07/2021	17	28/07/2021	0
27/06/2021	3	13/07/2021	21	29/07/2021	0
28/06/2021	3	14/07/2021	22	30/07/2021	0
29/06/2021	3	15/07/2021	27	31/07/2021	0



**Please note that activity from 23rd November 2020 to 21st January 2021 is being reviewed and will be subject to further validation and amendment*

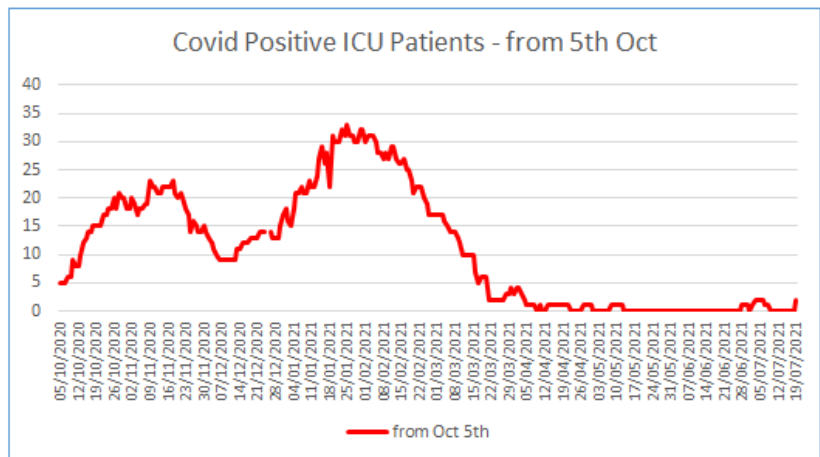
2. Numbers of Patients in Intensive Care

In Surge 3, the number of Covid+ Inpatients in ICU peaked at 33 on 25th January.

Today in ICU, we have 2 Covid19+ patients, and 1 suspect Covid19 patients. On the wards* there are 5 patients on CPAP, 3 on AIRVO and 0 on NIV. There are less than 5 patients identified as possibly needing escalation within the next 24 hours.

ICU Occupancy – Covid+ Inpatients

14/06/2021	0	30/06/2021	1	16/07/2021	0
15/06/2021	0	01/07/2021	0	17/07/2021	0
16/06/2021	0	02/07/2021	1	18/07/2021	0
17/06/2021	0	03/07/2021	2	19/07/2021	2
18/06/2021	0	04/07/2021	2	20/07/2021	0
19/06/2021	0	05/07/2021	2	21/07/2021	0
20/06/2021	0	06/07/2021	2	22/07/2021	0
21/06/2021	0	07/07/2021	1	23/07/2021	0
22/06/2021	0	08/07/2021	1	24/07/2021	0
23/06/2021	0	09/07/2021	0	25/07/2021	0
24/06/2021	0	10/07/2021	0	26/07/2021	0
25/06/2021	0	11/07/2021	0	27/07/2021	0
26/06/2021	0	12/07/2021	0	28/07/2021	0
27/06/2021	0	13/07/2021	0	29/07/2021	0
28/06/2021	1	14/07/2021	0	30/07/2021	0
29/06/2021	1	15/07/2021	0	31/07/2021	0

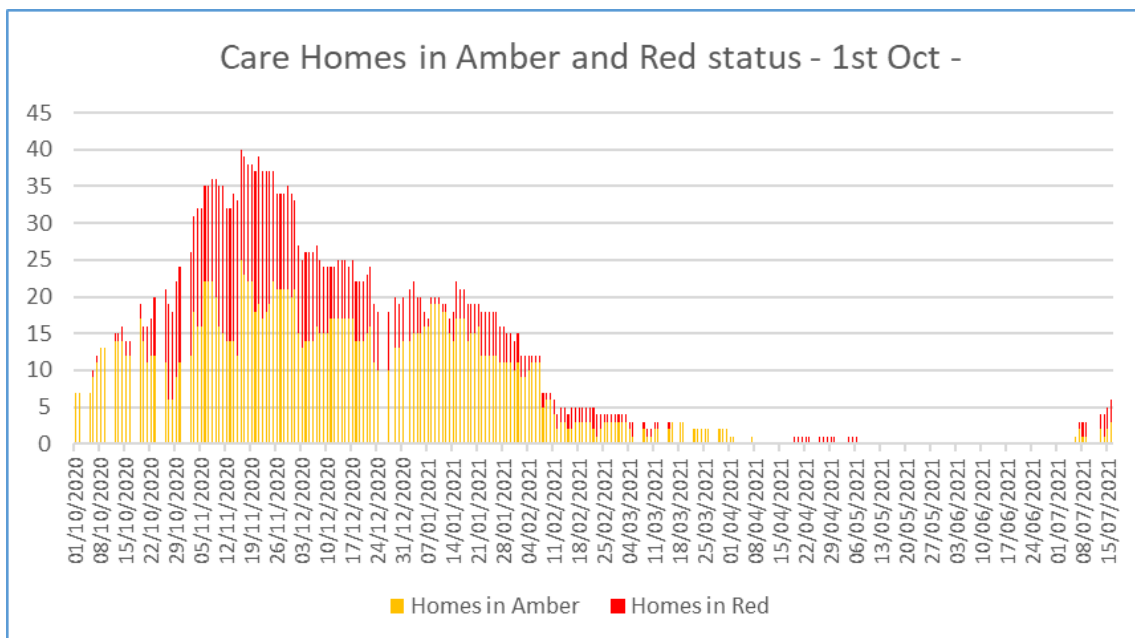


** Due to the potential for individual patients to be identified where there are less than 5 patients likely to be escalated the exact number will not be provided.

3. Community

We have 89 care homes in the Belfast Trust area, caring for over 2,200 residents.

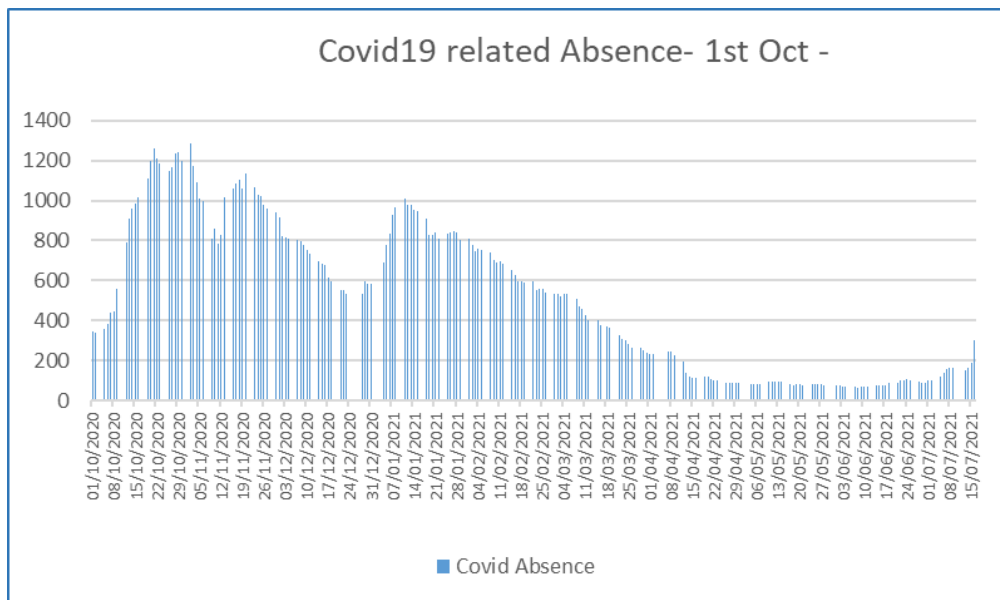
As at Friday 16th July, we have 6 care homes with a confirmed outbreak – 3 in amber status and 3 in red status. (One additional in amber status)



Please Note: Data reported Mon-Fri only

4. Workforce

This day **last week**, we had **165 staff** off work with Covid19 related issues, which is significant given that on top of these absences we have ongoing workforce challenges because of high vacancy levels within the Trust. **Today, 302 staff are off work with Covid19 related issues**, and numbers have increased significantly since the last report.



Please Note: Data reported Mon-Fri only

5. Vaccination programme

The Trust vaccination programme commenced before Christmas, continuing throughout the Christmas period and into 2021.

The table below shows the vaccination activity for the most recent 7-day period, and the cumulative total so far. Nursing and Care home residents, wards and day care facilities and staff, Walk-in clinics, Covid19 Vaccination centre numbers and wasted dose numbers are provided. The daily number of vaccinations carried out averaged over 1,130 in April, 860 in May and 830 in June. The total number is now almost **186,000**. Nearly 1,200 vaccinations have been carried out at the mobile unit.

Last 7 days														
Day	Date	No of Care homes	No. of inpatient wards/day care facilities	Residents	AZ patients	Care Home Staff	Total Care Homes	Mobile Clinic Walk in	Vaccination Centre	Daily Total	Running Total	Wasted Doses	Cum Wasted Doses	% Cum Wasted Doses
Mon	12-Jul-21	0	0	0	0	0	0	0	126	126	183378	0	207	0.11%
Tue	13-Jul-21	0	0	0	0	0	0	0	210	210	183588	0	207	0.11%
Wed	14-Jul-21	0	0	0	0	0	0	0	252	252	183840	0	207	0.11%
Thu	15-Jul-21	0	0	0	0	0	0	0	378	378	184218	0	207	0.11%
Fri	16-Jul-21	0	0	0	0	0	0	0	406	406	184624	2	209	0.11%
Sat	17-Jul-21	0	0	0	0	0	0	90	342	432	185056	0	209	0.11%
Sun	18-Jul-21	0	0	0	0	0	0	0	810	810	185866	0	209	0.11%
Totals				5954	253	5951	12010	1170	172607	185866				

Note – AZ =AstraZeneca vaccine

6. PPE Stock levels

PPE stock levels are monitored daily and the infographic below gives a breakdown of levels of stock for each type of PPE equipment. This stock level does not include stock received and available at ICU/Ward/Department/ Community level for immediate use.



Current PPE Stock level 19th July 2021

