

Daily Covid19 Update to SLG – 6th September 2021

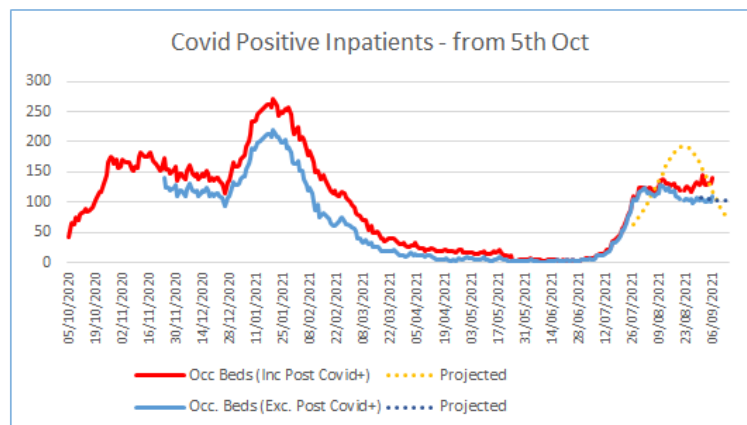
The Charles Vincent Daily Safety Huddle SitRep contains a wide range of data and is available on the Senior Leadership Group Teams Folder.

A summary of six key pieces of information relating to hospital inpatients, numbers of patients in Intensive Care, numbers of care homes in outbreak, workforce pressures, vaccination programme and PPE daily stock levels is set out below;

1. Covid19 positive (+) and Post-Covid19 Hospital Inpatients

Today, **110** Covid19+ patients are in our hospital wards and there are **31** patients post-14 days, in hospital. In total, **141*** Covid19 related patients remain in hospital. The current Covid19 related inpatient levels are at a similar level to mid-October. Today's number in hospital equates to 52% of the total at the peak of Surge 3 on 20th January (272). A downward projection is forecast, based on statistical modelling. The graph displays both current and post-Covid19 patients.

01/08/2021	124	17/08/2021	130	02/09/2021	128
02/08/2021	125	18/08/2021	125	03/09/2021	129
03/08/2021	119	19/08/2021	124	04/09/2021	132
04/08/2021	125	20/08/2021	120	05/09/2021	132
05/08/2021	123	21/08/2021	0	06/09/2021	141
06/08/2021		22/08/2021	119	07/09/2021	0
07/08/2021	118	23/08/2021	125	08/09/2021	0
08/08/2021	125	24/08/2021	126	09/09/2021	0
09/08/2021	124	25/08/2021	122	10/09/2021	0
10/08/2021	136	26/08/2021	116	11/09/2021	0
11/08/2021	139	27/08/2021	121	12/09/2021	0
12/08/2021	135	28/08/2021	130	13/09/2021	0
13/08/2021	130	29/08/2021	134	14/09/2021	0
14/08/2021	130	30/08/2021	128	15/09/2021	0
15/08/2021	127	31/08/2021	132	16/09/2021	0
16/08/2021	129	01/09/2021	144	17/09/2021	0



*Please note that activity from 23rd November 2020 to 21st January 2021 is being reviewed and will be subject to further validation and amendment

2. Numbers of Patients in Intensive Care

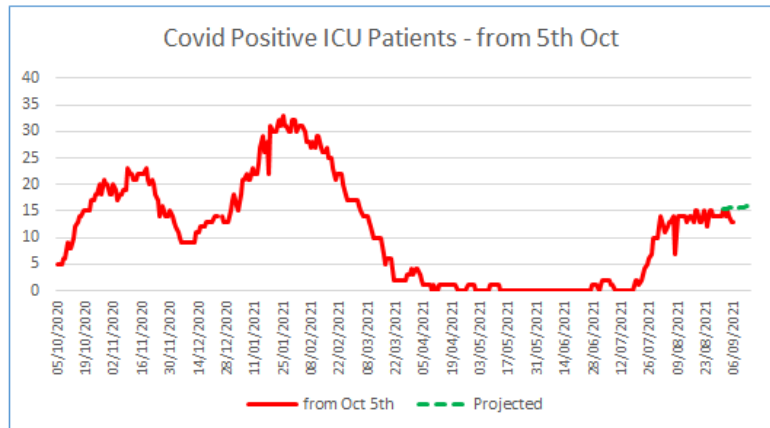
In Surge 3, the number of Covid+ Inpatients in ICU peaked at 33 on 25th January.

Today in ICU, we have **13** Covid19+ patients, and **0** suspect Covid19 patients. On the wards* there are **18** patients on CPAP, **5** on AIRVO and **3** on NIV. There are currently 6 patients identified as possibly needing escalation within the next 24 hours. A small upward projection is forecast, based on recent numbers.

ICU Occupancy – Covid+ Inpatients

*** Due to the potential for individual patients to be identified where there are less than 5 patients likely to be escalated the exact number will not be provided.*

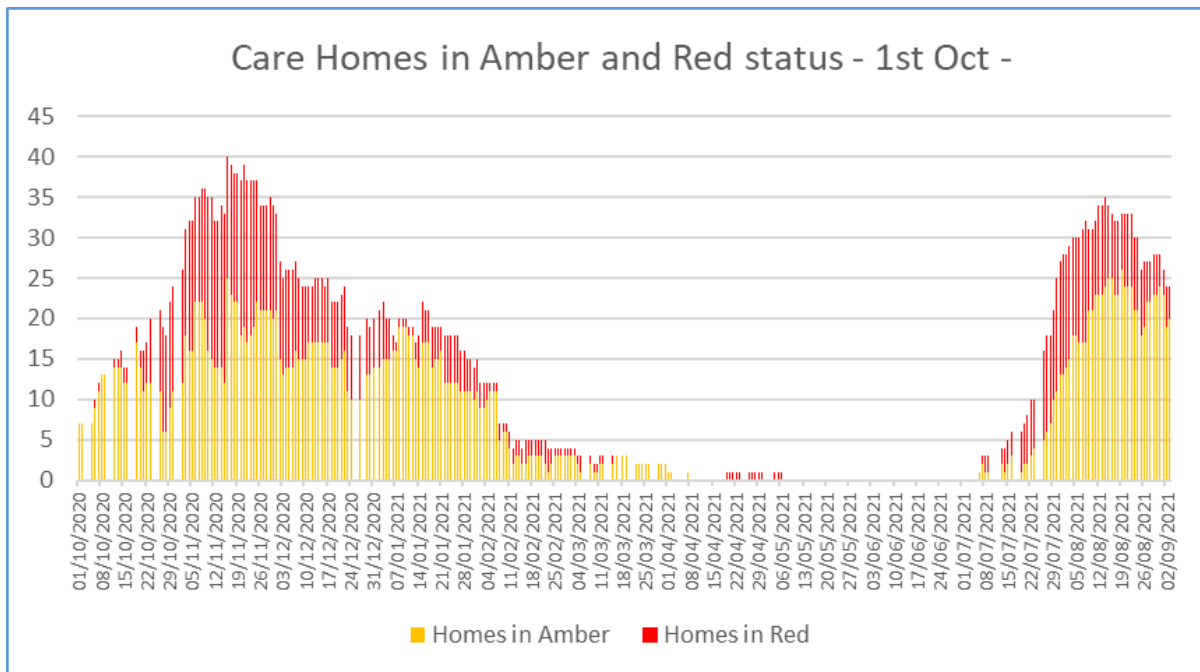
01/08/2021	14	17/08/2021	13	02/09/2021	14
02/08/2021	12	18/08/2021	15	03/09/2021	15
03/08/2021	11	19/08/2021	15	04/09/2021	14
04/08/2021	12	20/08/2021	13	05/09/2021	13
05/08/2021	13	21/08/2021	13	06/09/2021	13
06/08/2021	13	22/08/2021	15	07/09/2021	0
07/08/2021	14	23/08/2021	14	08/09/2021	0
08/08/2021	7	24/08/2021	12	09/09/2021	0
09/08/2021	14	25/08/2021	15	10/09/2021	0
10/08/2021	14	26/08/2021	15	11/09/2021	0
11/08/2021	14	27/08/2021	14	12/09/2021	0
12/08/2021	14	28/08/2021	14	13/09/2021	0
13/08/2021	14	29/08/2021	14	14/09/2021	0
14/08/2021	13	30/08/2021	14	15/09/2021	0
15/08/2021	14	31/08/2021	14	16/09/2021	0
16/08/2021	14	01/09/2021	15	17/09/2021	0



3. Community

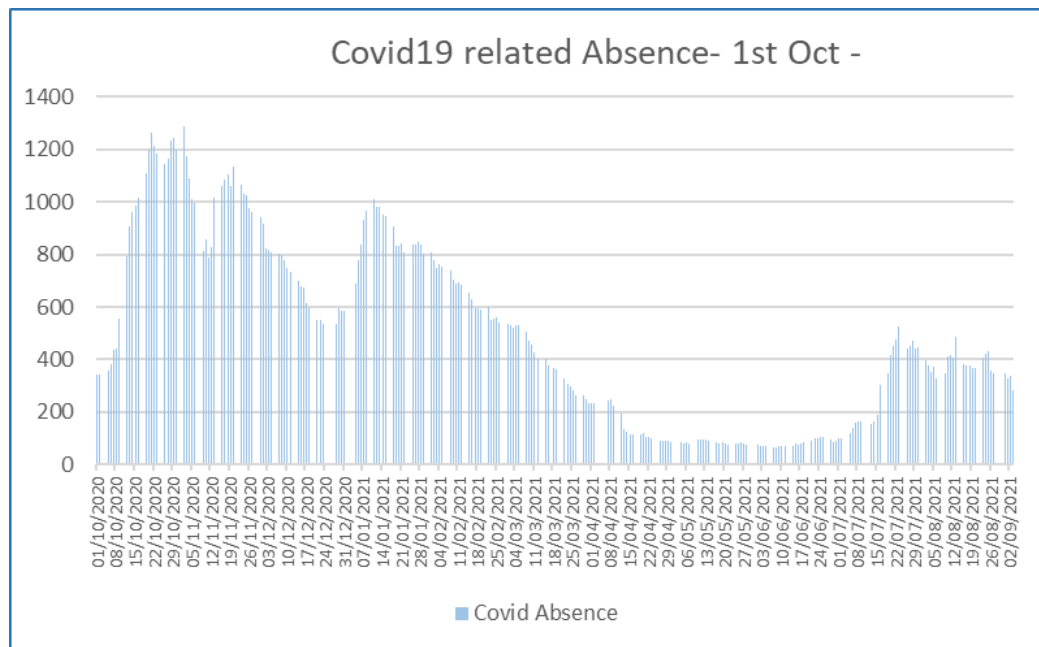
We have 89 care homes in the Belfast Trust area, caring for over 2,200 residents.

As at Sunday 5th September, we have 25 care homes with a confirmed outbreak – 19 in amber status and 6 in red status. (same in amber, 1 more in red status compared to previous report)



4. Workforce

As at Friday 3rd September 284 staff are off work with Covid19 related issues, which is significant given that on top of these absences we have ongoing workforce challenges because of high vacancy levels within the Trust. The same day last week, we had 350 staff off work with Covid19 related issues. Today sees a decrease of 19% compared to the same day last week.



Please Note: Data reported Mon-Fri only

5. Vaccination programme

The Trust vaccination programme commenced before Christmas, continuing throughout the Christmas period and into 2021.

The table below shows the vaccination activity for the most recent 7-day period, and the cumulative total so far. Nursing and Care home residents, wards and day care facilities and staff, Walk-in clinics, Covid19 Vaccination centre numbers and wasted dose numbers are provided. The daily number of vaccinations carried out averaged over 1,130 in April, 860 in May, 830 in June, 570 in July and 640 in August. The total number is over **216,000**. Over 8,500 vaccinations have been carried out at the mobile unit.

Last 7 days														
Day	Date	No of Care homes	No. of inpatient wards/day care facilities	Residents	AZ patients	Care Home Staff	Total Care Homes	Mobile Clinic Walk in	Vaccination Centre	Daily Total	Running Total	Wasted Doses	Cum Wasted Doses	% Cum Wasted Doses
Mon	30-Aug-21	0	0	0	0	0	0	132	170	302	214601	4	261	0.12%
Tue	31-Aug-21	0	2	6	5	0	0	150	203	364	214965	4	265	0.12%
Wed	01-Sep-21	0	0	0	0	0	0	0	194	194	215159	3	268	0.12%
Thu	02-Sep-21	0	0	0	0	0	0	87	169	256	215415	2	270	0.13%
Fri	03-Sep-21	0	0	0	0	0	0	0	198	198	215159	0	271	0.13%
Sat	04-Sep-21	0	0	0	0	0	0	246	192	438	216051	0	271	0.13%
Sun	05-Sep-21	0	0	0	0	0	0	288	172	460	216511	2	273	0.13%
Totals				5960	313	5951	12010	8527	195890	216511				

Note – AZ =AstraZeneca vaccine

6. PPE Stock levels

PPE stock levels are monitored daily and the infographic below gives a breakdown of levels of stock for each type of PPE equipment. This stock level does not include stock received and available at ICU/Ward/Department/ Community level for immediate use.



Current PPE Stock level 6th September 2021

