

Daily Covid19 Update to SLG – 15th November 2021

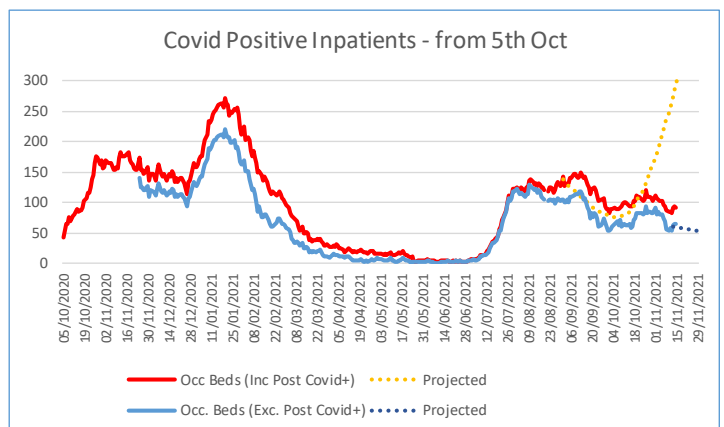
The Charles Vincent Daily Safety Huddle SitRep contains a wide range of data and is available on the Senior Leadership Group Teams Folder.

A summary of six key pieces of information relating to hospital inpatients, numbers of patients in Intensive Care, numbers of care homes in outbreak, workforce pressures, vaccination programme and PPE daily stock levels is set out below;

1. Covid19 positive (+) and Post-Covid19 Hospital Inpatients

Today, **65** Covid19+/clinical Covid patients are in our hospital wards and there are **27** patients post-14 days, in hospital. In total, **92*** Covid19 related patients remain in hospital. Today's number in hospital equates to **34%** of the total at the peak of Surge 3 on 20th January (272). The graph displays both current and post-Covid19 patients.

18/09/2021	125	04/10/2021	90	20/10/2021	112	05/11/2021	103
19/09/2021	115	05/10/2021	91	21/10/2021	110	06/11/2021	103
20/09/2021	122	06/10/2021	90	22/10/2021	109	07/11/2021	97
21/09/2021	123	07/10/2021	90	23/10/2021	105	08/11/2021	95
22/09/2021	125	08/10/2021	89	24/10/2021	102	09/11/2021	87
23/09/2021	121	09/10/2021	91	25/10/2021	105	10/11/2021	84
24/09/2021	112	10/10/2021	94	26/10/2021	121	11/11/2021	86
25/09/2021	102	11/10/2021	99	27/10/2021	110	12/11/2021	83
26/09/2021	105	12/10/2021	101	28/10/2021	110	13/11/2021	91
27/09/2021	106	13/10/2021	100	29/10/2021	109	14/11/2021	93
28/09/2021	108	14/10/2021	96	30/10/2021	107	15/11/2021	92
29/09/2021	94	15/10/2021	93	31/10/2021	104	16/11/2021	0
30/09/2021	89	16/10/2021	93	01/11/2021	111	17/11/2021	0
01/10/2021	89	17/10/2021	94	02/11/2021	108	18/11/2021	0
02/10/2021	83	18/10/2021	102	03/11/2021	105	19/11/2021	0
03/10/2021	89	19/10/2021	103	04/11/2021	103	20/11/2021	0



**Please note that activity from 23rd November 2020 to 21st January 2021 is being reviewed and will be subject to further validation and amendment*

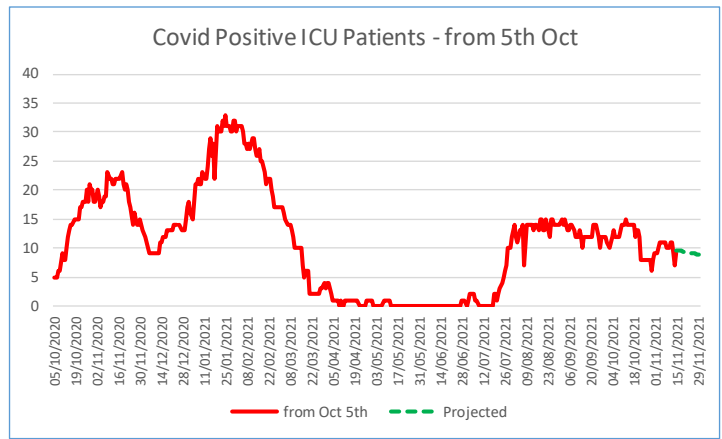
2. Numbers of Patients in Intensive Care

In Surge 3, the number of Covid+ Inpatients in ICU peaked at 33 on 25th January.

Today in ICU, we have **9** Covid19+ patients, and **2** suspect Covid19+ patients. On the wards* there are **12** patients on CPAP, **1** on AIRVO and **0** on NIV. There are **6** patients identified as possibly needing escalation within the next 24 hours.

ICU Occupancy – Covid+ Inpatients

18/09/2021	12	04/10/2021	12	20/10/2021	13	05/11/2021	11
19/09/2021	12	05/10/2021	13	21/10/2021	13	06/11/2021	11
20/09/2021	12	06/10/2021	12	22/10/2021	12	07/11/2021	11
21/09/2021	12	07/10/2021	12	23/10/2021	8	08/11/2021	11
22/09/2021	14	08/10/2021	12	24/10/2021	8	09/11/2021	10
23/09/2021	14	09/10/2021	12	25/10/2021	8	10/11/2021	10
24/09/2021	14	10/10/2021	14	26/10/2021	8	11/11/2021	11
25/09/2021	12	11/10/2021	14	27/10/2021	8	12/11/2021	11
26/09/2021	10	12/10/2021	14	28/10/2021	8	13/11/2021	9
27/09/2021	12	13/10/2021	15	29/10/2021	8	14/11/2021	7
28/09/2021	12	14/10/2021	14	30/10/2021	6	15/11/2021	9
29/09/2021	12	15/10/2021	14	31/10/2021	8	16/11/2021	0
30/09/2021	12	16/10/2021	14	01/11/2021	9	17/11/2021	0
01/10/2021	11	17/10/2021	14	02/11/2021	9	18/11/2021	0
02/10/2021	10	18/10/2021	14	03/11/2021	10	19/11/2021	0
03/10/2021	11	19/10/2021	12	04/11/2021	11	20/11/2021	0

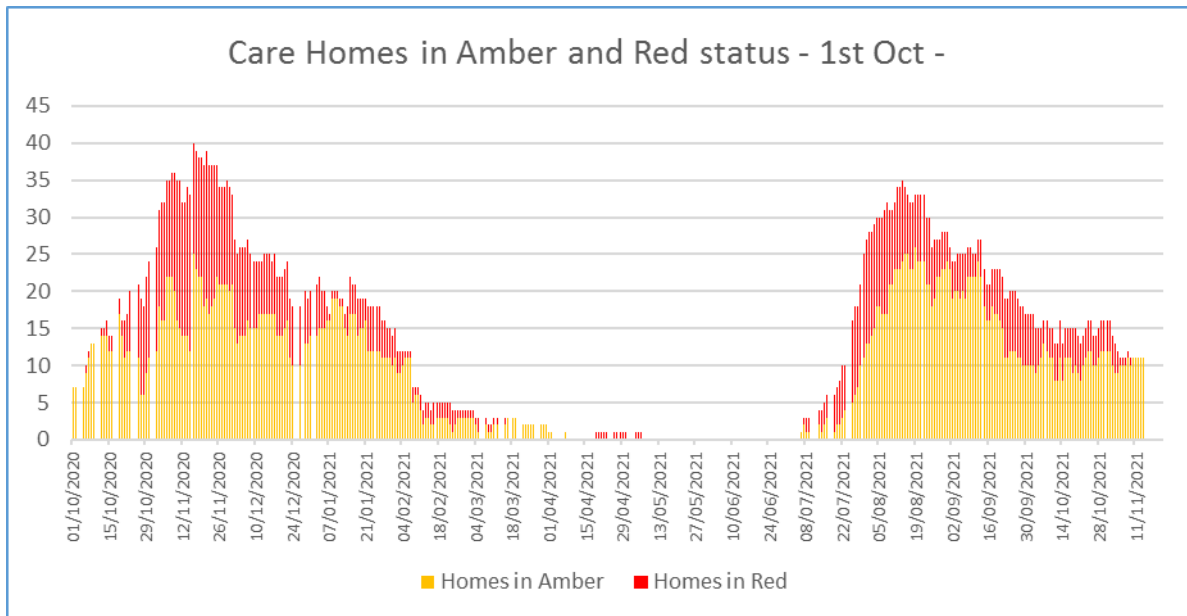


**** Due to the potential for individual patients to be identified where there are less than 5 patients likely to be escalated the exact number will not be provided.**

3. Community

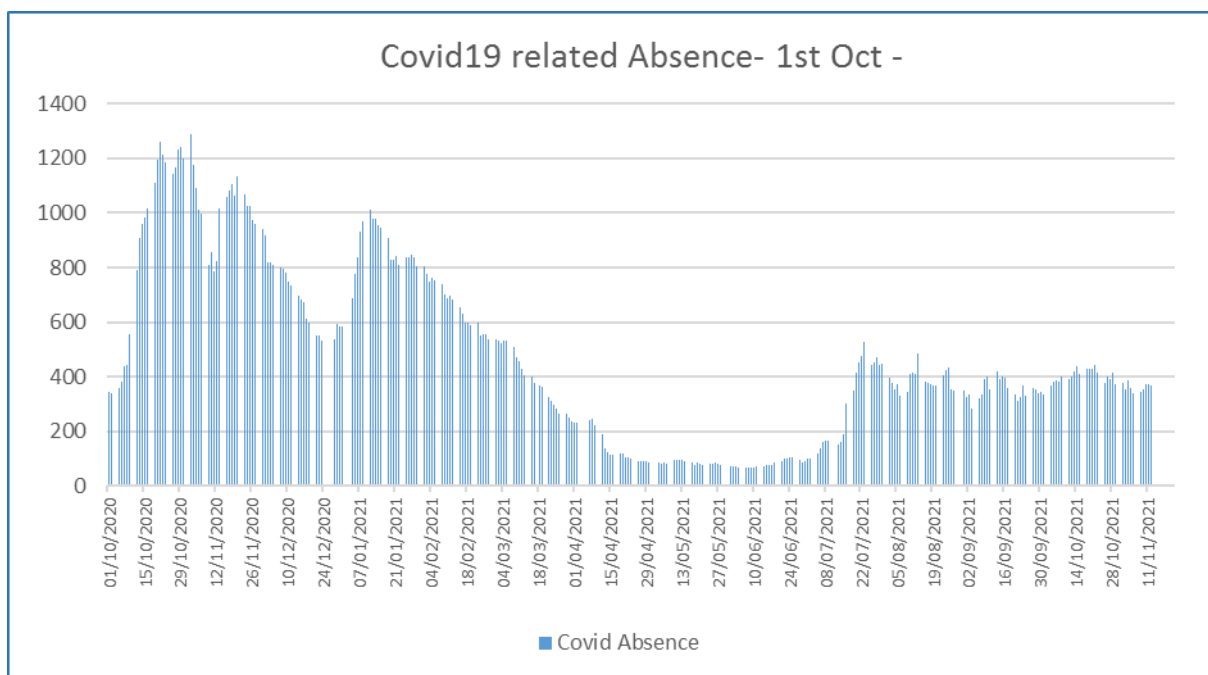
We have 89 care homes in the Belfast Trust area, caring for over 2,200 residents.

As at Sunday 14th November, we have 11 care homes with a confirmed outbreak – 11 in amber status and 0 in red status (no change since previous report).



4. Workforce

As at Friday 12th November, 370 staff are off work with Covid19 related issues, which is significant given that on top of these absences we have ongoing workforce challenges because of high vacancy levels within the Trust. The same day last week, we had 339 staff off work with Covid19 related issues. Today's figure is an 11% increase on the same day last week.



Please Note: Data reported Mon-Fri only

5. Vaccination programme

The Trust vaccination programme commenced before Christmas 2020, over the Christmas period and throughout 2021.

The table below shows the vaccination activity for the most recent 7-day period, and the cumulative total so far. Nursing and Care home residents, wards and day care facilities and staff, Walk-in clinics, Covid19 Vaccination centre numbers and wasted dose numbers are provided. The daily number of vaccinations carried out averaged over 1,130 in April, 860 in May, 830 in June, 570 in July, 640 in August, 377 in September and 950 in October. The total number is over **266,000**. Over 17,000 vaccinations have been carried out at the mobile unit.

Day	Date	No of Care homes	No. of inpatient wards/day care facilities	Residents	AZ patients	Care Home Staff	Total Care Homes	Mobile Clinic Walk in	Vaccination Centre 3rd dose CEV	Vaccination Centre	Flu Vaccines	Daily Total	Running Total	Wasted Doses	Cum Wasted Doses	% Cum Wasted Doses
Mon	08-Nov-21	2	0	47	0	41	88	66	108	428	70	652	262959	0	373	0.14%
Tue	09-Nov-21	2	0	24	0	28	52	80	25	428	192	752	263711	6	380	0.14%
Wed	10-Nov-21	2	0	36	0	42	78	78	88	347	62	565	264276	1	381	0.14%
Thu	11-Nov-21	2	1	33	0	21	54	72		429	186	741	265017	0	381	0.14%
Fri	12-Nov-21	2	1	15	0	27	42	106		472	176	796	265813	1	382	0.14%
Sat	13-Nov-21	2	0	35	0	31	66	0		330	103	499	266312	0	382	0.14%
Sun	14-Nov-21	1	0	36	0	18	56	56		292	54	458	266770	0	382	0.14%
Totals				8065	322	7831	16002	17092	4885	223535	6749	266770				

AZ =AstraZeneca vaccine

6. PPE Stock levels

PPE stock levels are monitored daily and the infographic below gives a breakdown of levels of stock for each type of PPE equipment. This stock level does not include stock received and available at ICU/Ward/Department/ Community level for immediate use.

