

Daily Covid19 Update to SLG – 20th December 2021

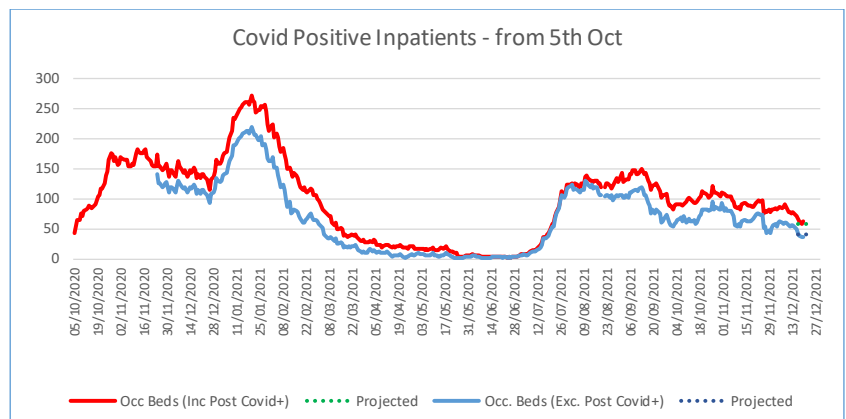
The Charles Vincent Daily Safety Huddle Sit-Rep contains a wide range of data and is available on the Senior Leadership Group Teams Folder.

A summary of six key pieces of information relating to hospital inpatients, numbers of patients in Intensive Care, numbers of care homes in outbreak, workforce pressures, vaccination programme and PPE daily stock levels is set out below;

1. Covid19 positive (+) and Post-Covid19 Hospital Inpatients

Today, **36 Covid19+/clinical Covid** patients are in our hospital wards and there are **26 patients post-14 days, in hospital**. In total, **62*** Covid19 related patients remain in hospital. Today's number in hospital equates to **23%** of the total at the peak of Surge 3 on 20th January (272). The graph displays both current and post-Covid19 patients.

05/11/2021	103	21/11/2021	92	07/12/2021	85
06/11/2021	103	22/11/2021	95	08/12/2021	87
07/11/2021	97	23/11/2021	97	09/12/2021	91
08/11/2021	95	24/11/2021	94	10/12/2021	86
09/11/2021	87	25/11/2021	97	11/12/2021	78
10/11/2021	84	26/11/2021	76	12/12/2021	77
11/11/2021	86	27/11/2021	79	13/12/2021	75
12/11/2021	83	28/11/2021	77	14/12/2021	77
13/11/2021	91	29/11/2021	81	15/12/2021	74
14/11/2021	93	30/11/2021	77	16/12/2021	71
15/11/2021	92	01/12/2021	82	17/12/2021	66
16/11/2021	90	02/12/2021	83	18/12/2021	62
17/11/2021	88	03/12/2021	85	19/12/2021	59
18/11/2021	88	04/12/2021	81	20/12/2021	62
19/11/2021	86	05/12/2021	84	21/12/2021	0
20/11/2021	87	06/12/2021	86	22/12/2021	0



**Please note that activity from 23rd November 2020 to 21st January 2021 is being reviewed and will be subject to further validation and amendment*

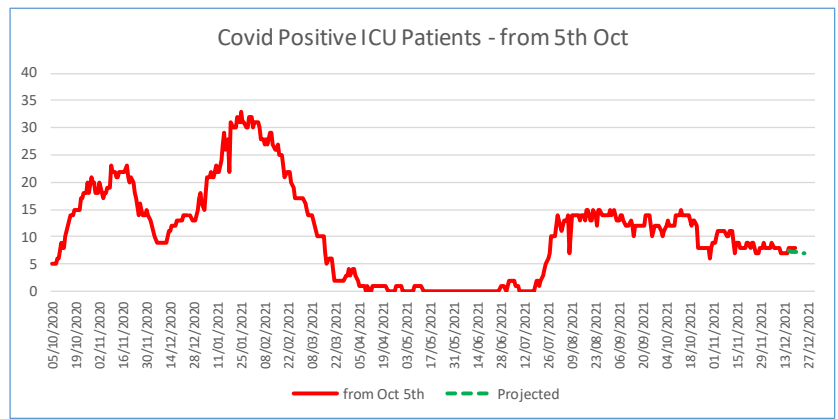
2. Numbers of Patients in Intensive Care

In Surge 3, the number of Covid+ Inpatients in ICU peaked at 33 on 25th January.

Today in ICU, we have **8 Covid19+** patients, and **0 suspect Covid19+** patients. On the wards* there are **9 patients on CPAP**, **1 on AIRVO** and **0 on NIV**. There are **5 patients** identified as possibly needing escalation within the next 24 hours.

ICU Occupancy – Covid+ Inpatients

05/11/2021	11	21/11/2021	9	07/12/2021	8
06/11/2021	11	22/11/2021	9	08/12/2021	8
07/11/2021	11	23/11/2021	8	09/12/2021	8
08/11/2021	11	24/11/2021	9	10/12/2021	8
09/11/2021	10	25/11/2021	9	11/12/2021	7
10/11/2021	10	26/11/2021	7	12/12/2021	7
11/11/2021	11	27/11/2021	7	13/12/2021	7
12/11/2021	11	28/11/2021	7	14/12/2021	7
13/11/2021	9	29/11/2021	8	15/12/2021	7
14/11/2021	7	30/11/2021	8	16/12/2021	8
15/11/2021	9	01/12/2021	9	17/12/2021	8
16/11/2021	9	02/12/2021	8	18/12/2021	8
17/11/2021	8	03/12/2021	8	19/12/2021	8
18/11/2021	8	04/12/2021	8	20/12/2021	8
19/11/2021	8	05/12/2021	8	21/12/2021	0
20/11/2021	8	06/12/2021	9	22/12/2021	0

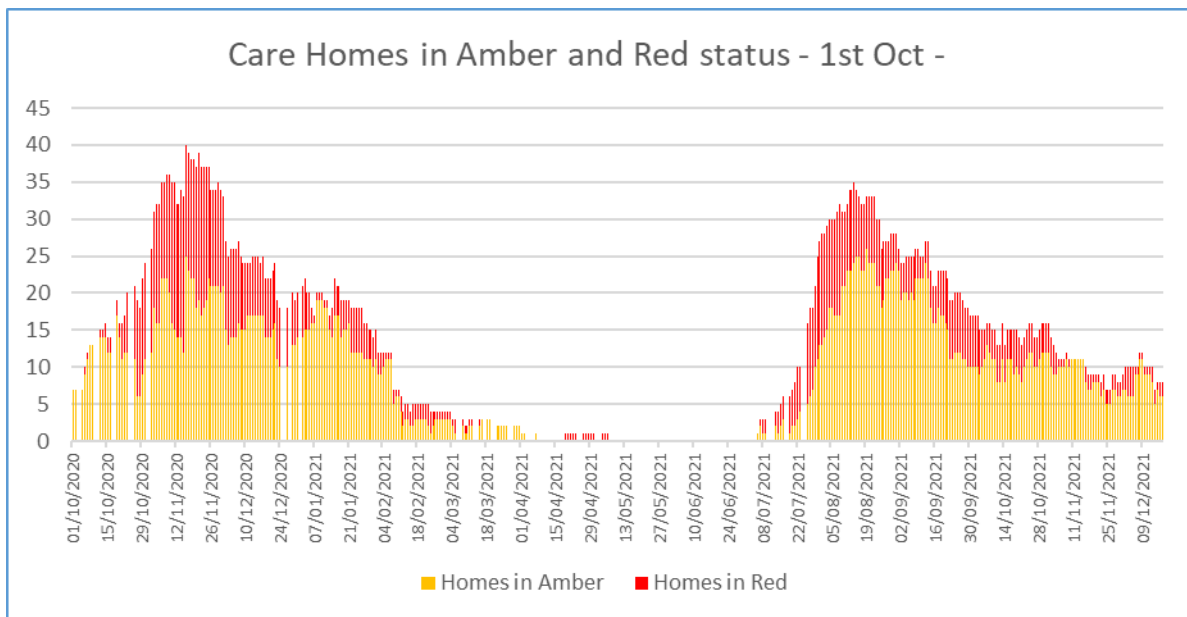


** Due to the potential for individual patients to be identified where there are less than 5 patients likely to be escalated the exact number will not be provided.

3. Community

We have 89 care homes in the Belfast Trust area, caring for over 2,200 residents.

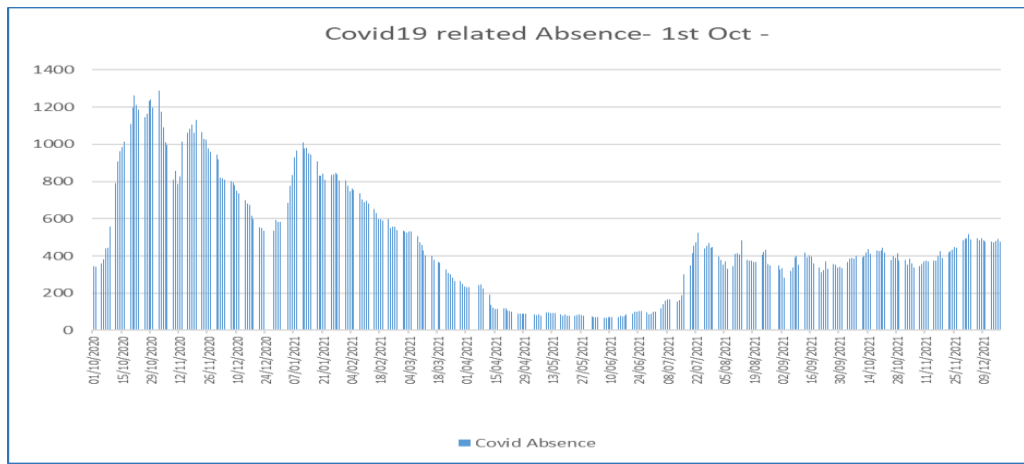
As at Sunday 19th December, we have **8** care homes with a confirmed outbreak – **6** in amber status and **2** in red status (no change since last report).



4. Workforce

As at Friday 17th December 2021, **477** staff are off work with Covid19 disease related issues or vaccine side effects, which is significant given that on top of these absences we have ongoing workforce challenges because of high vacancy levels within the Trust. The same day **last week**, we had **477** staff off work with Covid19 disease related issues or vaccine side effects. Today's figure represents an no change on the same day last week.

Please Note: Data reported Mon-Fri only



5. Vaccination programme

The Trust vaccination programme commenced before Christmas 2020, over the Christmas period and throughout 2021.

The table below shows the vaccination activity for the most recent 7-day period, and the cumulative total so far. Nursing and Care home residents, wards and day care facilities and staff, Walk-in clinics, Covid19 Vaccination centre numbers and wasted dose numbers are provided. Figures for Covid-19 booster doses and Winter 2021/22 Flu vaccinations are also now included. The daily number of vaccinations carried out averaged over 1,130 in April, 860 in May, 830 in June, 570 in July, 640 in August, 377 in September, 950 in October and 750 in November. The total number of vaccinations is over **300,000**. Over 17,000 vaccinations have been carried out at the mobile unit.

AZ = AstraZeneca vaccine

Day	Date	No of Care homes	No. of inpatient wards/day care facilities	Residents/ Service Users	AZ patients	Staff	Total Care Homes	Mobile Vaccination Clinic Walk In	Vaccination Centre Booster	Care Home/Mobile Clinic Booster	Vaccination Centre 3rd dose CEV	Vaccination Centre Covid 19	Flu Vaccines	Daily Total	Running Total	Wasted Doses	Cum Wasted Doses	% Cum Wasted Doses
Tue	14-Dec-21	0	0	0	0	0	0	293	1439	277	15	1734	28	2027	291493	0	436	0.15%
Wed	15-Dec-21	0	0	0	20	0	0	1128	1413	777	7	1616	24	2764	294257			
Thu	16-Dec-21	0	0	0	0	0	0	863	1537	213	14	1818	23	2681	296938	2	437	0.15%
Fri	17-Dec-21	0	0	0	0	0	0	551				1625	38	2176	299114	0	437	0.15%
Sat	18-Dec-21	0	0	0	0	0	0	589				952	10	1541	300655	1	438	0.15%

6. PPE Stock levels

PPE stock levels are monitored daily and the infographic below gives a breakdown of levels of stock for each type of PPE equipment. This stock level does not include stock received and available at ICU/Ward/Department/ Community level for immediate use.

Current PPE Stock level 20th December 2021




Gloves
3,312,100



Surgical masks
1,393,700



Aprons & gowns
836,436



FFP3 Masks
71,212



Caps
79,500



Eye protection
71,880

Wash your hands regularly



Keep your distance 2m



Wear a face covering



Download the app StopCOVID NI



Working together



Excellence



Openness & Honesty



Compassion