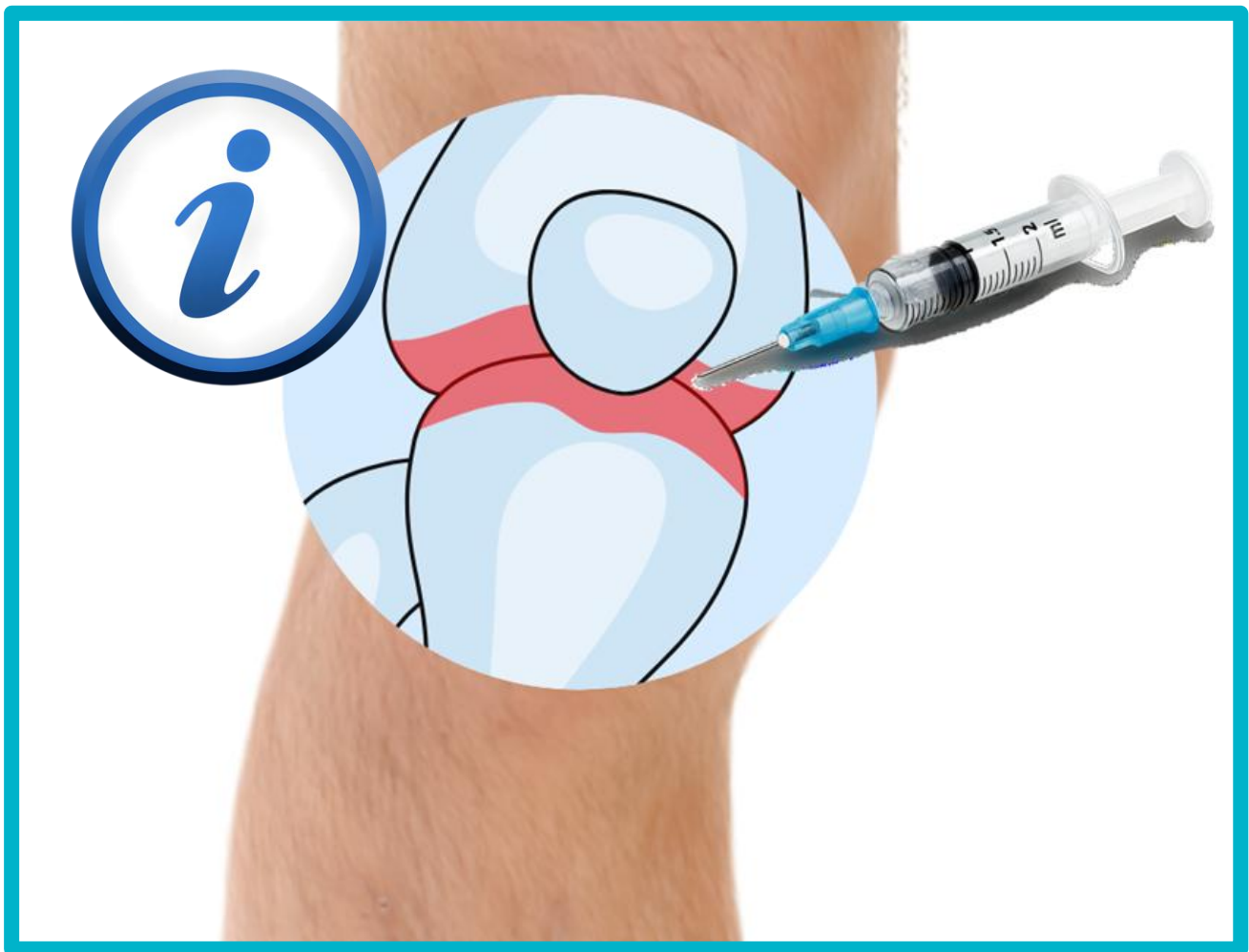


# Joint Aspiration Tests



**Learn about**

- ✓ **joint aspiration tests**
- ✓ **and how to get ready for one.**

# What is joint aspiration?



A doctor takes out a small amount of fluid from your joint.

This might be from your knee or hip.



The doctor uses X-ray or CT scanning to help them do this.



The test takes about 30 minutes.



The test helps us

- ✓ check if there is an infection
- ✓ see if you may have arthritis.

# How safe is the test?



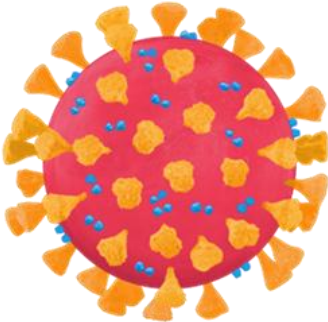
Joint aspiration is usually very safe.

It should not be painful.



The test uses a small amount of radiation.

Staff will make sure the X-rays and CT scans are as safe as possible.



Possible problems include

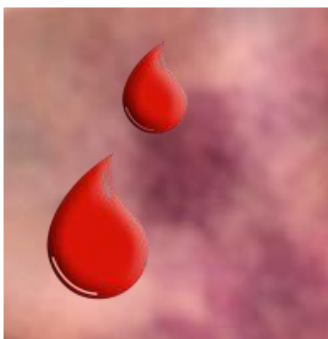
- **Infection**

**Infection** is when germs get into your body and make you ill.



- **Allergic reaction.**

**Allergic reaction** is when your body reacts badly to something, like food, medicine, or dust.



- **Bruising or bleeding**



Sometimes there is no fluid in the joint.  
You may need another test later.

## Can I have a different test?



Your doctor or health worker decided that a joint aspiration is the best test for you.

The test will help them


- ✓ understand your health better
- ✓ and plan any treatment you may need.



Ask your doctor if you want to know about other tests you could have instead.

Please tell us before your appointment if you do not want this test.

# Before your appointment



Tell us if you can not come to your appointment

We can find you a better date and time to have the test.



Organise a lift home from hospital.  
Do not drive.



Tell us if you use a wheelchair or find it hard to stand and move around.



Tell us if you might be pregnant, are pregnant or breastfeeding.



Tell us if you take blood-thinning medicines.

For example  
Warfarin, clopidogrel, apixaban



Tell us if you are unwell or taking antibiotics.



Tell us if you have very bad allergies.



If you have any questions you can

- ✓ call the phone number on your appointment letter or
- ✓ ask us on the day of your test.

# What happens on the day?



Go to the hospital radiology department 15 minutes before your appointment.

Staff will check your name and details.

A staff member will call you from the waiting area.



You can ask to have someone with you while you have the joint aspiration test.



Please tell staff if you

- ✓ are pregnant
- ✓ might be pregnant
- ✓ have any allergies

We might ask you to sign a form to show you have told us you are not pregnant.



You will go to a changing room.

You may be asked to take off clothes and anything metal.

You will be given a hospital gown to wear.

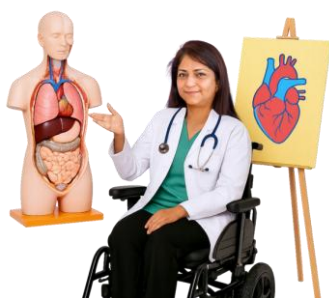
# Giving your consent



You will be asked if you are happy to have the test.

This is called your **consent**.

You can say yes or no.



Sometimes you will be asked if students can watch your test being done.

You can say yes or no to this.



You can ask questions at any time.

# What happens during the test?



A special doctor or trained person will be in charge of your joint aspiration.

They will explain what they are going to do.



We will clean the skin of your joint.



We will give you an injection to numb your joint.

This will help stop you feeling pain.



A small needle will take fluid from your joint.

# What happens after the test?



Do not drive for 12 hours.



Do not bath or swim for 1 week.  
You may shower.



Go to the Emergency Department (ED) if  
your joint becomes

- ✓ hot and red
- ✓ painful,
- ✓ badly bruised.

# Getting your results



The radiologist will write a report after your test.

The report is sent to the doctor who sent you to get the joint aspiration test.



You may be able to talk to the radiologist about your results.

You will talk about the results at your next appointment with your doctor.

# Contact Us



If you have any questions you can

- ✓ call the phone number on your appointment letter
- ✓ call 02896 158900
- ✓ ask us on the day of your test.

# What happens to your X-rays?



Your x-ray pictures are saved on a computer.

Only your care team can see them.

This helps doctors share the right information safely.



We might use your x-ray to train staff or check how well we work.

No one will know they are your x-rays.

Tell a member of staff if you do not want this to happen.



We will ask you first if we want to use your x-rays for research.

## Care Opinion



Share your health and social care experience at

➤ [www.careopinion.org.uk](http://www.careopinion.org.uk)

➤ or by scanning the QR code.

# Feedback



Tell us if you find the information in this leaflet helpful.

Use the contact information below.



## Telephone

028 9504 8000

(Monday-Friday, 9am-4pm)



## Textphone

18001 028 950 48000



## Email

[compliments@belfasttrust.hscni.net](mailto:compliments@belfasttrust.hscni.net)

[complaints@belfasttrust.hscni.net](mailto:complaints@belfasttrust.hscni.net)



## Online

[www.belfasttrust.hscni.net/contact/FeedbackForm.htm](http://www.belfasttrust.hscni.net/contact/FeedbackForm.htm)

# Help with communication



Do you need a Sign Language interpreter?

Do you need this leaflet in another form or language?

For example

- ✓ Braille
- ✓ Large print
- ✓ Audio or CD
- ✓ Another language



## Call

028 9615 8900

Or SignVideo



## Email

[MPHAdminFOH@belfasttrust.hscni.net](mailto:MPHAdminFOH@belfasttrust.hscni.net)