

22 September 2025

Urology Service

1. Activity / Case Volumes

- The number of urology procedures performed in each of the last three financial years, broken down into:

a) Diagnostic procedures (e.g. cystoscopies, biopsies).

b) Therapeutic procedures (e.g. TURBT, prostate surgery, stone management, ureteroscopy).

Financial Year	Diagnostic	Therapeutic	Total
FY2022/2023*	2772	4338	7110
FY2023/2024	3230	5075	8305
FY2024/2025	3111	5057	8168
Total	9113	14470	23583

2. Waiting Times

- The current average waiting time for urology diagnostic procedures.

- The current average waiting time for urology therapeutic procedures.

- The number of patients currently waiting for a urology procedure (diagnostic vs therapeutic if available).

Intended procedure type	Average of Total Days Waiting	Median total days waiting	Number of Waiting list entries
Diagnostic	266	81	637
No intended procedure listed	114	59	17
Therapeutic	543	107	1173
Total	442	93	1827

3. Budgets

22 September 2025

- The annual budget allocated to urology services for each of the last three financial years

2022/23 – Pay £5,794,856; Non Pay £3,436,481; Total £9,231,337

2023/24 – Pay £6,048,922; Non Pay £2,101,526; Total £8,150,448

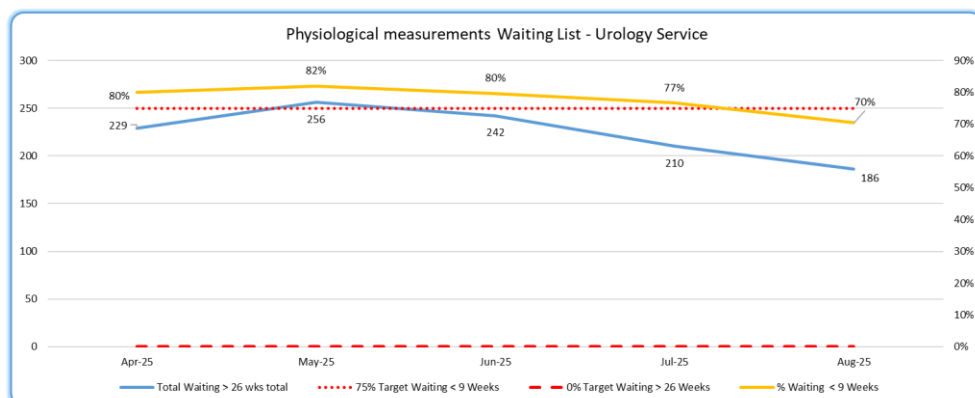
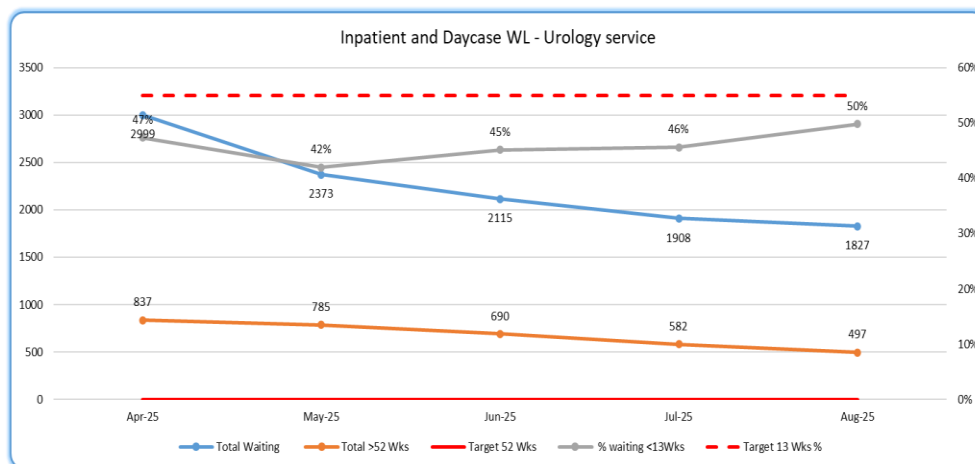
2024/25 – Pay £7,065,449; Non Pay £1,867,196; Total £8,932,645

4. KPIs

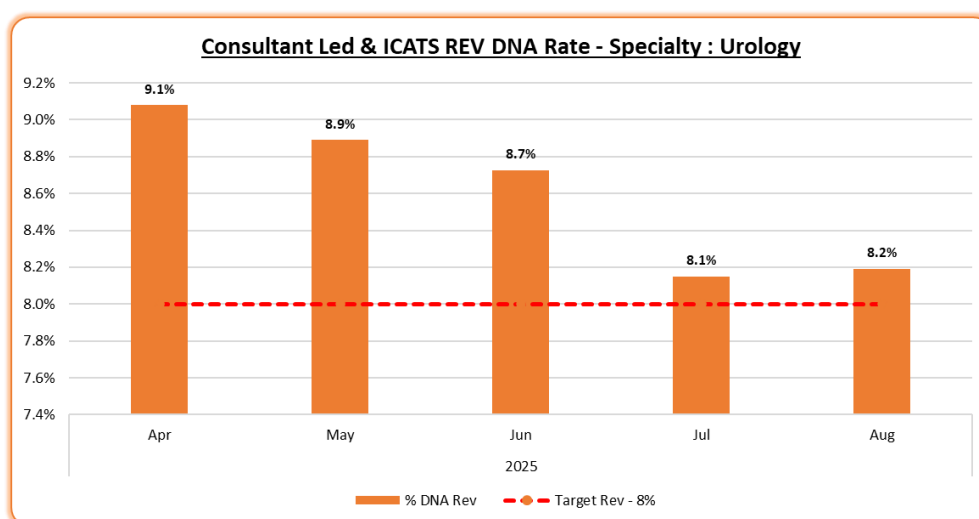
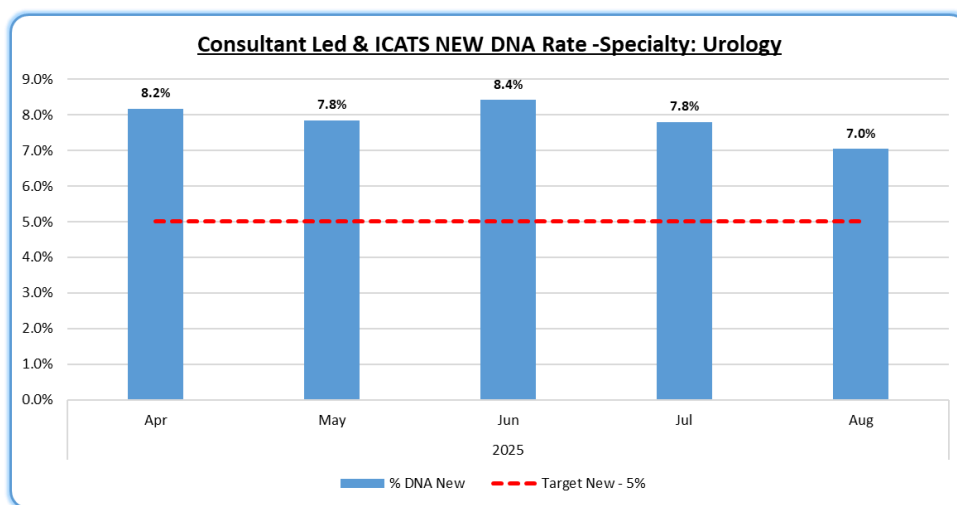
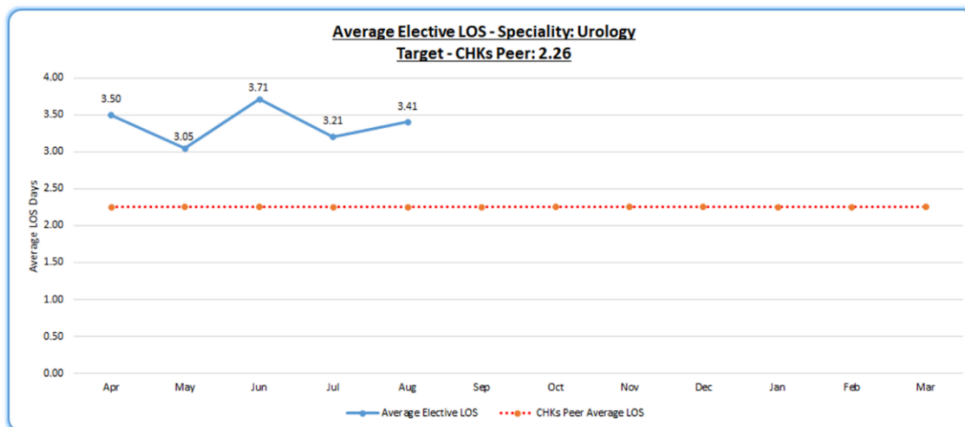
- Any key performance indicators (KPIs) currently used to measure the performance of urology services (e.g. RTT targets, diagnostic waiting time targets).

- Current performance against those KPIs.

System oversight measures(SOMS)



22 September 2025



Notes:-

Information detailed in question 1 includes both elective and unscheduled activity.

22 September 2025

Waiting list information correct at month end August 2025. Currently suspended patients not included.

NHS waiting lists can be suspended for several reasons, primarily due to medical unavailability, family commitments, or patient preference. These suspensions, which temporarily remove a patient from the active waiting list, are often due to the patient not being fit for treatment at the time of a scheduled admission or because they have requested a later date.

*Activity for the financial year 2022/2023 affected by the COVID19 pandemic