

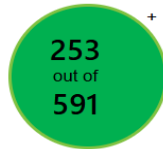
RFC Births 2023

Show data for: Births (January 2023 – December 2023) | IVF and ICSI | All ages | Fresh embryos, patients' eggs

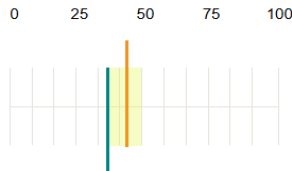
Pregnancies and births per treatment cycle

■ Clinic's rate ■ National rate ■ Reliability range

Pregnancies per cycle



43%

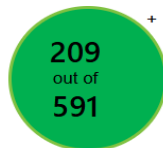


National average

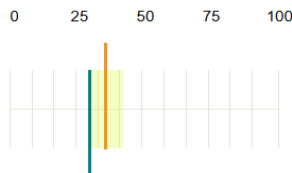


above national average

Live births per cycle



35%

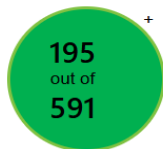


National average

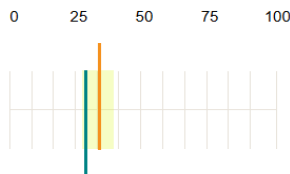


above national average

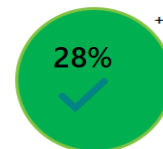
Singleton live births per cycle



33%

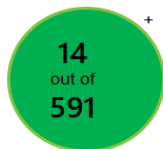


National average

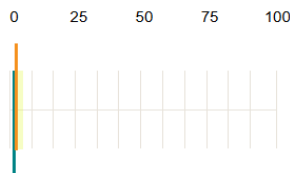


consistent with national average

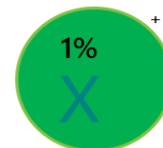
Multiple births per cycle



2%

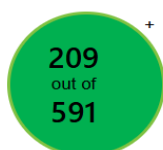


National average

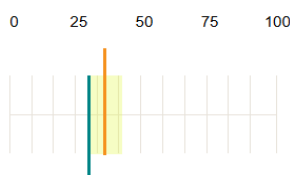


above national average

Live births per egg collection



35%



National average



above national average