

## Daily Covid19 Update to SLG – 21<sup>st</sup> June 2021

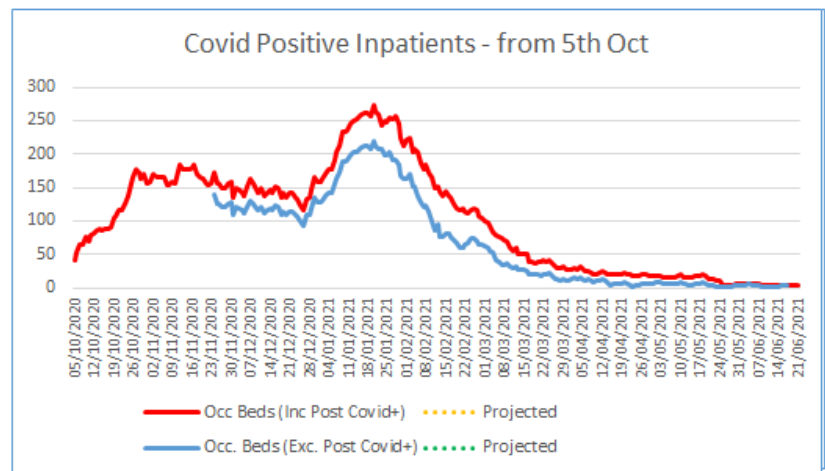
The Charles Vincent Daily Safety Huddle SitRep contains a wide range of data and is available on the Senior Leadership Group Teams Folder.

A summary of six key pieces of information relating to hospital inpatients, numbers of patients in Intensive Care, numbers of care homes in outbreak (section currently suspended), workforce pressures, vaccination programme and PPE daily stock levels is set out below;

### 1. Covid19 positive (+) and Post-Covid19 Hospital Inpatients

Today, 2 Covid19+ patients are in our hospital wards and 1 patient post-14 days, remains in hospital. In total, 3\* Covid19 related patients remain in hospital. The current Covid19 related inpatient levels continue to be the lowest since early August. Today's number in hospital equates to 1% of the total at the peak of Surge 3 on 20<sup>th</sup> January (272). The graph displays both current and post-Covid19 patients, and the projection is now showing a zero trajectory based on the very low recent numbers.

13/05/2021	15	29/05/2021	4	14/06/2021	4
14/05/2021	16	30/05/2021	5	15/06/2021	4
15/05/2021	18	31/05/2021	5	16/06/2021	4
16/05/2021	17	01/06/2021	5	17/06/2021	4
17/05/2021	18	02/06/2021	6	18/06/2021	3
18/05/2021	21	03/06/2021	7	19/06/2021	3
19/05/2021	17	04/06/2021	6	20/06/2021	4
20/05/2021	12	05/06/2021	5	21/06/2021	3
21/05/2021	13	06/06/2021	5	22/06/2021	0
22/05/2021	12	07/06/2021	5	23/06/2021	0
23/05/2021	10	08/06/2021	4	24/06/2021	0
24/05/2021	11	09/06/2021	3	25/06/2021	0
25/05/2021	3	10/06/2021	3	26/06/2021	0
26/05/2021	3	11/06/2021	3	27/06/2021	0
27/05/2021	3	12/06/2021	4	28/06/2021	0
28/05/2021	4	13/06/2021	4	29/06/2021	0



\*Please note that activity from 23rd November 2020 to 21<sup>st</sup> January 2021 is being reviewed and will be subject to further validation and amendment

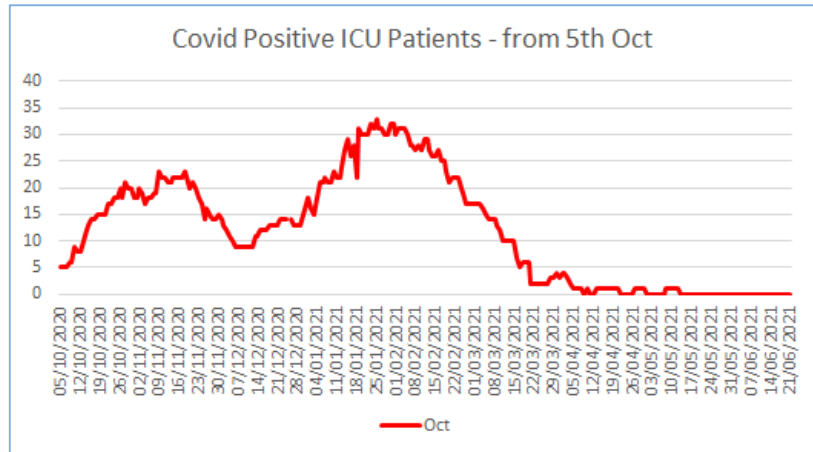
### 2. Numbers of Patients in Intensive Care

In Surge 3, the number of Covid+ Inpatients in ICU peaked at 33 on 25<sup>th</sup> January.

Today in ICU, we have 0 Covid19+ patients, and 0 suspect Covid19 patient. On the wards\* there are 0 patients on CPAP, 0 on AIRVO and 0 on NIV. There are less than 5\*\* patients on CPAP identified as possibly needing escalation within the next 24 hours. The projection is now showing a zero trajectory based on the very low recent numbers.

### ICU Occupancy – Covid+ Inpatients

13/05/2021	0	29/05/2021	0	14/06/2021	0
14/05/2021	0	30/05/2021	0	15/06/2021	0
15/05/2021	0	31/05/2021	0	16/06/2021	0
16/05/2021	0	01/06/2021	0	17/06/2021	0
17/05/2021	0	02/06/2021	0	18/06/2021	0
18/05/2021	0	03/06/2021	0	19/06/2021	0
19/05/2021	0	04/06/2021	0	20/06/2021	0
20/05/2021	0	05/06/2021	0	21/06/2021	0
21/05/2021	0	06/06/2021	0	22/06/2021	0
22/05/2021	0	07/06/2021	0	23/06/2021	0
23/05/2021	0	08/06/2021	0	24/06/2021	0
24/05/2021	0	09/06/2021	0	25/06/2021	0
25/05/2021	0	10/06/2021	0	26/06/2021	0
26/05/2021	0	11/06/2021	0	27/06/2021	0
27/05/2021	0	12/06/2021	0	28/06/2021	0
28/05/2021	0	13/06/2021	0	29/06/2021	0



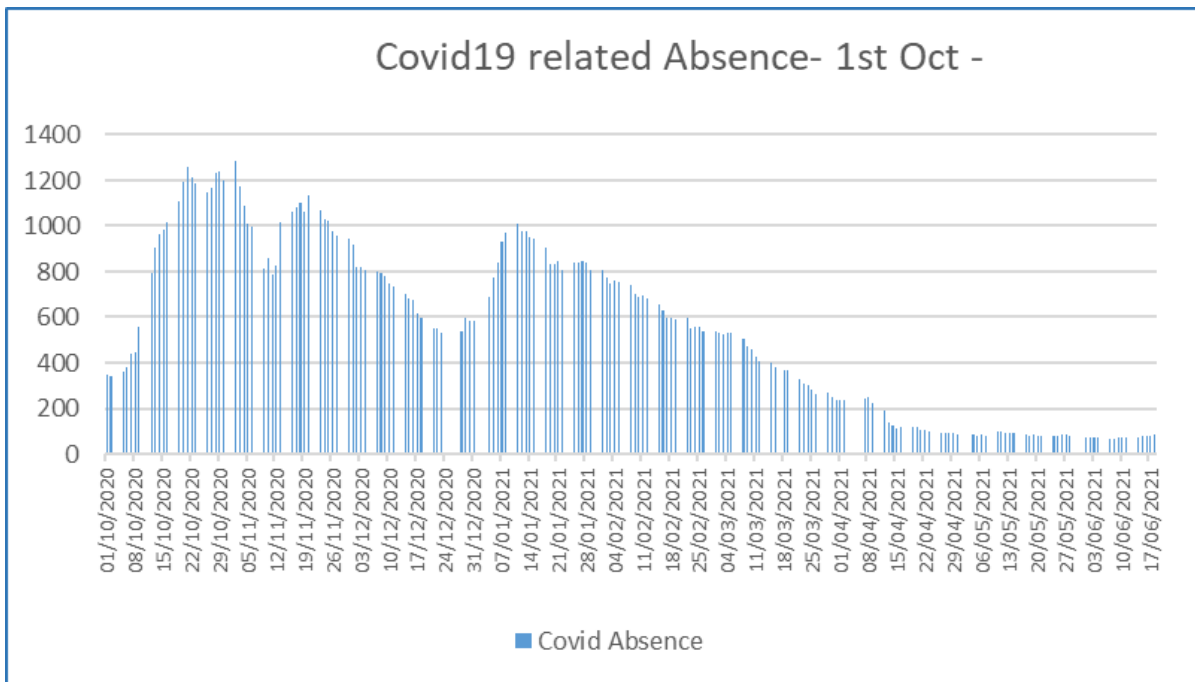
\*\* Due to the potential for individual patients to be identified where there are less than 5 patients likely to be escalated the exact number will not be provided.

### 3. Community

The community section has been suspended; however, it will be re-instated if required.

### 4. Workforce

This day **last week**, we had **71 staff** off work with Covid19 related issues, which is significant given that on top of these absences we have ongoing workforce challenges because of high vacancy levels within the Trust. **Today, 87 staff are off work with Covid19 related issues**, and numbers have been broadly similar over the last 8 weeks.



Please Note: Data reported Mon-Fri only

## 5. Vaccination programme

The Trust vaccination programme commenced before Christmas, continuing throughout the Christmas period and into 2021.

The table below shows the vaccination activity for the most recent 7-day period, and the cumulative total so far. Nursing and Care home residents, wards and day care facilities and staff, Covid19 Vaccination centre numbers and wasted dose numbers are provided. The daily number of vaccinations carried out averaged over 1050 during March, 1130 in April and 863 in May. The total number is now in excess of **170,000**.

Last 7 days													
Day	Date	No of Care homes	No. of inpatient wards/day care facilities	Residents	AZ patients	Care Home Staff	Total Care Homes	Vaccination Centre	Daily Total	Running Total	Wasted Doses	Cum Wasted Doses	% Cum Wasted Doses
Mon	14-Jun-21	0	0	0	0	0	0	899	899	165512	0	202	0.11%
Tue	15-Jun-21	0	0	0	0	0	0	755	755	166267	0	202	0.12%
Wed	16-Jun-21	0	0	0	0	0	0	852	852	167119	0	202	0.12%
Thurs	17-Jun-21	0	0	0	0	0	0	906	906	168025	0	196	0.12%
Fri	18-Jun-21	0	0	0	0	0	0	810	810	168835	0	196	0.12%
Sat	19-Jun-21	0	0	0	0	0	0	804	804	169639	0	196	0.12%
Sun	20-Jun-21	0	0	0	0	0	0	882	882	170521	0	196	0.11%
<b>Totals</b>				<b>5949</b>	<b>223</b>	<b>5944</b>	<b>11977</b>	<b>158405</b>	<b>170521</b>				

**Note** – AZ =AstraZeneca vaccine

## 6. PPE Stock levels

PPE stock levels are monitored daily and the infographic below gives a breakdown of levels of stock for each type of PPE equipment. This stock level does not include stock received and available at ICU/Ward/Department/ Community level for immediate use.



### Current PPE Stock level 21st June 2021

