

Daily Covid19 Update to SLG – 5th July 2021

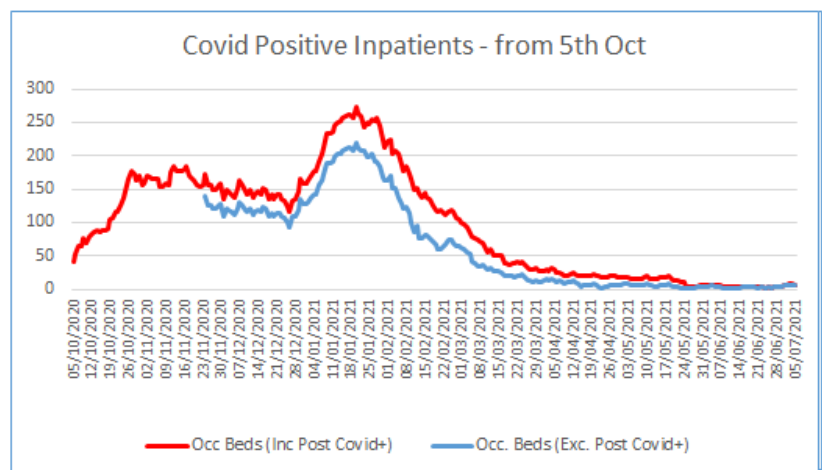
The Charles Vincent Daily Safety Huddle SitRep contains a wide range of data and is available on the Senior Leadership Group Teams Folder.

A summary of six key pieces of information relating to hospital inpatients, numbers of patients in Intensive Care, numbers of care homes in outbreak (section currently suspended), workforce pressures, vaccination programme and PPE daily stock levels is set out below;

1. Covid19 positive (+) and Post-Covid19 Hospital Inpatients

Today, 5 Covid19+ patients are in our hospital wards and there are 2 patients post-14 days, in hospital. In total, 7* Covid19 related patients remain in hospital. The current Covid19 related inpatient levels continue to be the lowest since early August. Today's number in hospital equates to 2% of the total at the peak of Surge 3 on 20th January (272). The graph displays both current and post-Covid19 patients.

| | | | | | |
|------------|---|------------|---|------------|---|
| 29/05/2021 | 4 | 14/06/2021 | 4 | 30/06/2021 | 4 |
| 30/05/2021 | 5 | 15/06/2021 | 4 | 01/07/2021 | 6 |
| 31/05/2021 | 5 | 16/06/2021 | 4 | 02/07/2021 | 7 |
| 01/06/2021 | 5 | 17/06/2021 | 4 | 03/07/2021 | 8 |
| 02/06/2021 | 6 | 18/06/2021 | 3 | 04/07/2021 | 8 |
| 03/06/2021 | 7 | 19/06/2021 | 3 | 05/07/2021 | 7 |
| 04/06/2021 | 6 | 20/06/2021 | 4 | 06/07/2021 | 0 |
| 05/06/2021 | 5 | 21/06/2021 | 3 | 07/07/2021 | 0 |
| 06/06/2021 | 5 | 22/06/2021 | 4 | 08/07/2021 | 0 |
| 07/06/2021 | 5 | 23/06/2021 | 3 | 09/07/2021 | 0 |
| 08/06/2021 | 4 | 24/06/2021 | 2 | 10/07/2021 | 0 |
| 09/06/2021 | 3 | 25/06/2021 | 4 | 11/07/2021 | 0 |
| 10/06/2021 | 3 | 26/06/2021 | 2 | 12/07/2021 | 0 |
| 11/06/2021 | 3 | 27/06/2021 | 3 | 13/07/2021 | 0 |
| 12/06/2021 | 4 | 28/06/2021 | 3 | 14/07/2021 | 0 |
| 13/06/2021 | 4 | 29/06/2021 | 3 | 15/07/2021 | 0 |



**Please note that activity from 23rd November 2020 to 21st January 2021 is being reviewed and will be subject to further validation and amendment*

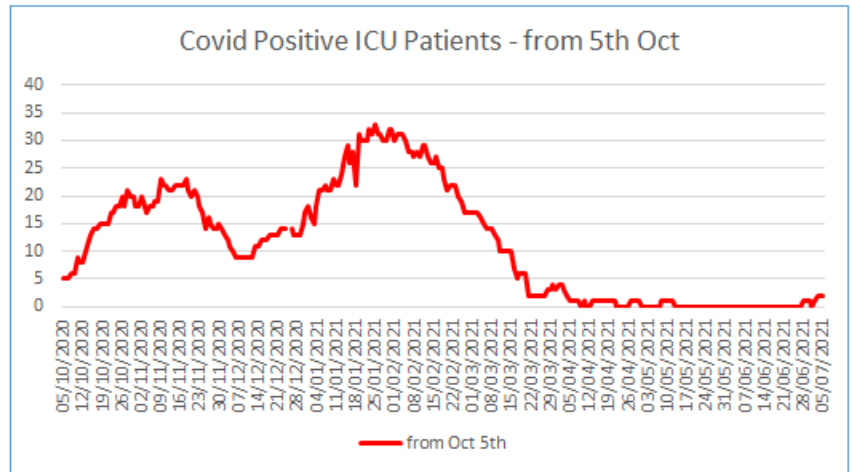
2. Numbers of Patients in Intensive Care

In Surge 3, the number of Covid+ Inpatients in ICU peaked at 33 on 25th January.

Today in ICU, we have 2 Covid19+ patients, and 1 suspect Covid19 patient. On the wards* there are 0 patients on CPAP, 1 on AIRVO and 0 on NIV. There are no patients on CPAP identified as possibly needing escalation within the next 24 hours.

ICU Occupancy – Covid+ Inpatients

| | | | | | |
|------------|---|------------|---|------------|---|
| 29/05/2021 | 0 | 14/06/2021 | 0 | 30/06/2021 | 1 |
| 30/05/2021 | 0 | 15/06/2021 | 0 | 01/07/2021 | 0 |
| 31/05/2021 | 0 | 16/06/2021 | 0 | 02/07/2021 | 1 |
| 01/06/2021 | 0 | 17/06/2021 | 0 | 03/07/2021 | 2 |
| 02/06/2021 | 0 | 18/06/2021 | 0 | 04/07/2021 | 2 |
| 03/06/2021 | 0 | 19/06/2021 | 0 | 05/07/2021 | 2 |
| 04/06/2021 | 0 | 20/06/2021 | 0 | 06/07/2021 | 0 |
| 05/06/2021 | 0 | 21/06/2021 | 0 | 07/07/2021 | 0 |
| 06/06/2021 | 0 | 22/06/2021 | 0 | 08/07/2021 | 0 |
| 07/06/2021 | 0 | 23/06/2021 | 0 | 09/07/2021 | 0 |
| 08/06/2021 | 0 | 24/06/2021 | 0 | 10/07/2021 | 0 |
| 09/06/2021 | 0 | 25/06/2021 | 0 | 11/07/2021 | 0 |
| 10/06/2021 | 0 | 26/06/2021 | 0 | 12/07/2021 | 0 |
| 11/06/2021 | 0 | 27/06/2021 | 0 | 13/07/2021 | 0 |
| 12/06/2021 | 0 | 28/06/2021 | 1 | 14/07/2021 | 0 |
| 13/06/2021 | 0 | 29/06/2021 | 1 | 15/07/2021 | 0 |



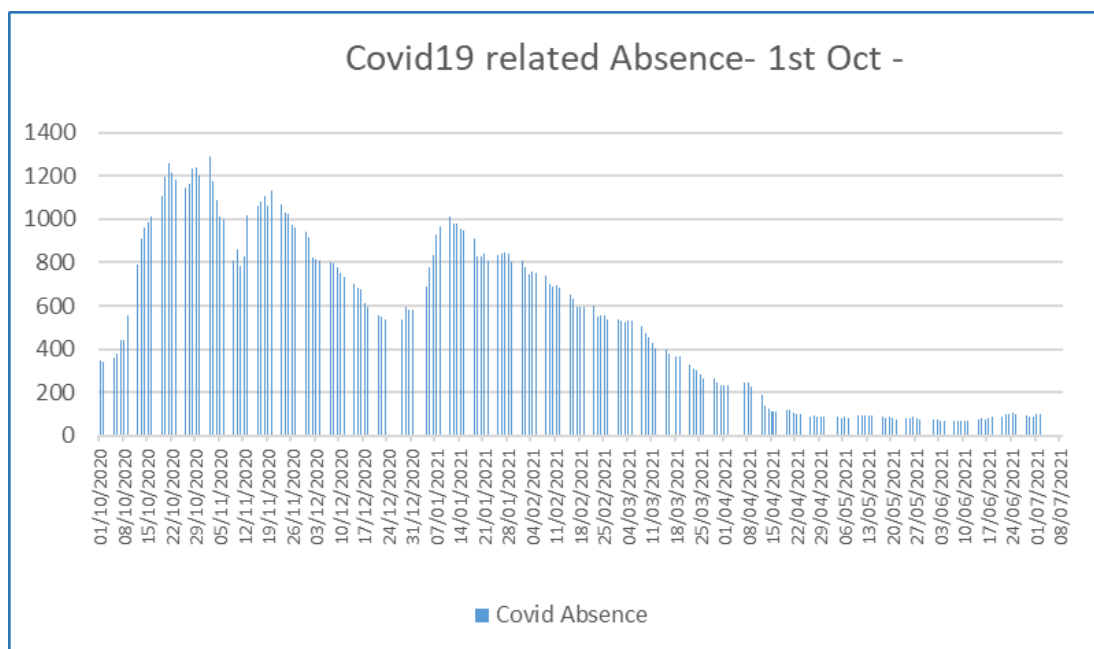
** Due to the potential for individual patients to be identified where there are less than 5 patients likely to be escalated the exact number will not be provided.

3. Community

The community section has been suspended; however, it will be re-instated if required.

4. Workforce

This day **last week**, we had **103 staff** off work with Covid19 related issues, which is significant given that on top of these absences we have ongoing workforce challenges because of high vacancy levels within the Trust. **Today, 102 staff are off work with Covid19 related issues**, and numbers have averaged around 98 over the last 2 weeks.



Please Note: Data reported Mon-Fri only

5. Vaccination programme

The Trust vaccination programme commenced before Christmas, continuing throughout the Christmas period and into 2021.

The table below shows the vaccination activity for the most recent 7-day period, and the cumulative total so far. Nursing and Care home residents, wards and day care facilities and staff, Covid19 Vaccination centre numbers and wasted dose numbers are provided. The daily number of vaccinations carried out averaged over 1,130 in April, 860 in May and 830 in June. The total number is now just under **180,000**. The first mobile walk-in clinic took place at Belfast City Hall on Saturday with 294 vaccinations being carried out.

| Last 7 days | | | | | | | | | | | | | | |
|---------------|-----------|------------------|--|-------------|-------------|-----------------|------------------|-----------------------|--------------------|---------------|---------------|--------------|------------------|--------------------|
| Day | Date | No of Care homes | No. of inpatient wards/day care facilities | Residents | AZ patients | Care Home Staff | Total Care Homes | Mobile Clinic Walk in | Vaccination Centre | Daily Total | Running Total | Wasted Doses | Cum Wasted Doses | % Cum Wasted Doses |
| Mon | 28-Jun-21 | 0 | 0 | 0 | 0 | 0 | 0 | | 816 | 816 | 175878 | 0 | 197 | 0.11% |
| Tue | 29-Jun-21 | 0 | 0 | 0 | 0 | 0 | 0 | | 810 | 810 | 176688 | 0 | 197 | 0.11% |
| Wed | 30-Jun-21 | 0 | 3 | 0 | 7 | 1 | 0 | | 773 | 781 | 177469 | 0 | 197 | 0.11% |
| Thu | 01-Jul-21 | 0 | 0 | 0 | 0 | 0 | 0 | | 743 | 749 | 178218 | 1 | 198 | 0.11% |
| Fri | 02-Jul-21 | 0 | 0 | 0 | 0 | 0 | 0 | | 798 | 798 | 179016 | 0 | 198 | 0.11% |
| Sat | 03-Jul-21 | 0 | 0 | 0 | 0 | 0 | 0 | 294 | 204 | 498 | 179514 | 0 | 198 | 0.11% |
| Sun | 04-Jul-21 | 0 | 0 | 0 | 0 | 0 | 0 | 0 | 395 | 395 | 179909 | 1 | 199 | 0.11% |
| Totals | | | | 5954 | 247 | 5951 | 12010 | 294 | 167503 | 179909 | | | | |

Note – AZ =AstraZeneca vaccine

6. PPE Stock levels

PPE stock levels are monitored daily and the infographic below gives a breakdown of levels of stock for each type of PPE equipment. This stock level does not include stock received and available at ICU/Ward/Department/ Community level for immediate use.

