

Daily Covid19 Update to SLG – 14th October 2021

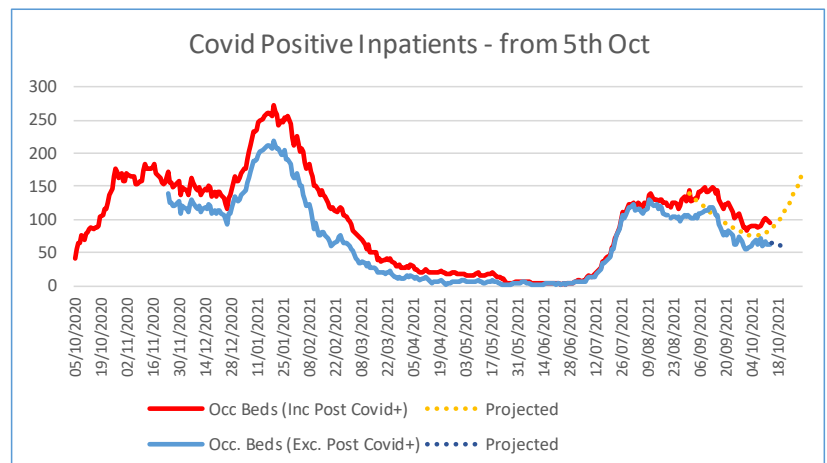
The Charles Vincent Daily Safety Huddle SitRep contains a wide range of data and is available on the Senior Leadership Group Teams Folder.

A summary of six key pieces of information relating to hospital inpatients, numbers of patients in Intensive Care, numbers of care homes in outbreak, workforce pressures, vaccination programme and PPE daily stock levels is set out below;

1. Covid19 positive (+) and Post-Covid19 Hospital Inpatients

Today, **62 Covid19+/clinical Covid** patients are in our hospital wards and there are **34 patients post-14 days**, in hospital. In total, **96*** Covid19 related patients remain in hospital. The current Covid19 related inpatient levels have reduced slightly over the past few weeks. Today's number in hospital equates to **35%** of the total at the peak of Surge 3 on 20th January (272). The graph displays both current and post-Covid19 patients.

02/09/2021	128	18/09/2021	125	04/10/2021	90
03/09/2021	130	19/09/2021	115	05/10/2021	91
04/09/2021	132	20/09/2021	122	06/10/2021	90
05/09/2021	132	21/09/2021	123	07/10/2021	90
06/09/2021	141	22/09/2021	125	08/10/2021	89
07/09/2021	141	23/09/2021	121	09/10/2021	91
08/09/2021	147	24/09/2021	112	10/10/2021	94
09/09/2021	148	25/09/2021	102	11/10/2021	99
10/09/2021	142	26/09/2021	105	12/10/2021	101
11/09/2021	141	27/09/2021	106	13/10/2021	100
12/09/2021	144	28/09/2021	108	14/10/2021	96
13/09/2021	149	29/09/2021	94	15/10/2021	0
14/09/2021	146	30/09/2021	89	16/10/2021	0
15/09/2021	140	01/10/2021	89	17/10/2021	0
16/09/2021	143	02/10/2021	83	18/10/2021	0
17/09/2021	130	03/10/2021	89	19/10/2021	0



**Please note that activity from 23rd November 2020 to 21st January 2021 is being reviewed and will be subject to further validation and amendment*

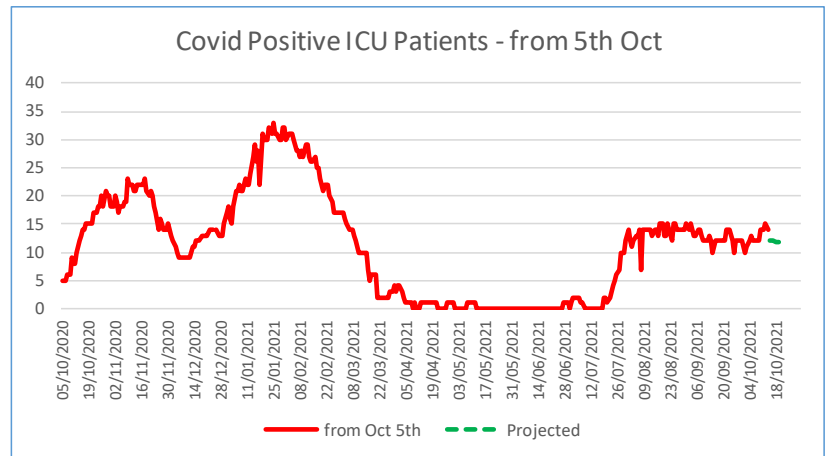
2. Numbers of Patients in Intensive Care

In Surge 3, the number of Covid+ Inpatients in ICU peaked at 33 on 25th January.

Today in ICU, we have **14 Covid19+** patients, and **1 suspect Covid19** patient. On the wards* there are **8 patients on CPAP**, **1 on AIRVO** and **0 on NIV**. There are less than **5 patients** identified as possibly needing escalation within the next 24 hours.

ICU Occupancy – Covid+ Inpatients

02/09/2021	14	18/09/2021	12	04/10/2021	12
03/09/2021	15	19/09/2021	12	05/10/2021	13
04/09/2021	14	20/09/2021	12	06/10/2021	12
05/09/2021	13	21/09/2021	12	07/10/2021	12
06/09/2021	13	22/09/2021	14	08/10/2021	12
07/09/2021	14	23/09/2021	14	09/10/2021	12
08/09/2021	14	24/09/2021	14	10/10/2021	14
09/09/2021	13	25/09/2021	12	11/10/2021	14
10/09/2021	12	26/09/2021	10	12/10/2021	14
11/09/2021	12	27/09/2021	12	13/10/2021	15
12/09/2021	12	28/09/2021	12	14/10/2021	14
13/09/2021	13	29/09/2021	12	15/10/2021	0
14/09/2021	12	30/09/2021	12	16/10/2021	0
15/09/2021	10	01/10/2021	11	17/10/2021	0
16/09/2021	12	02/10/2021	10	18/10/2021	0
17/09/2021	12	03/10/2021	11	19/10/2021	0

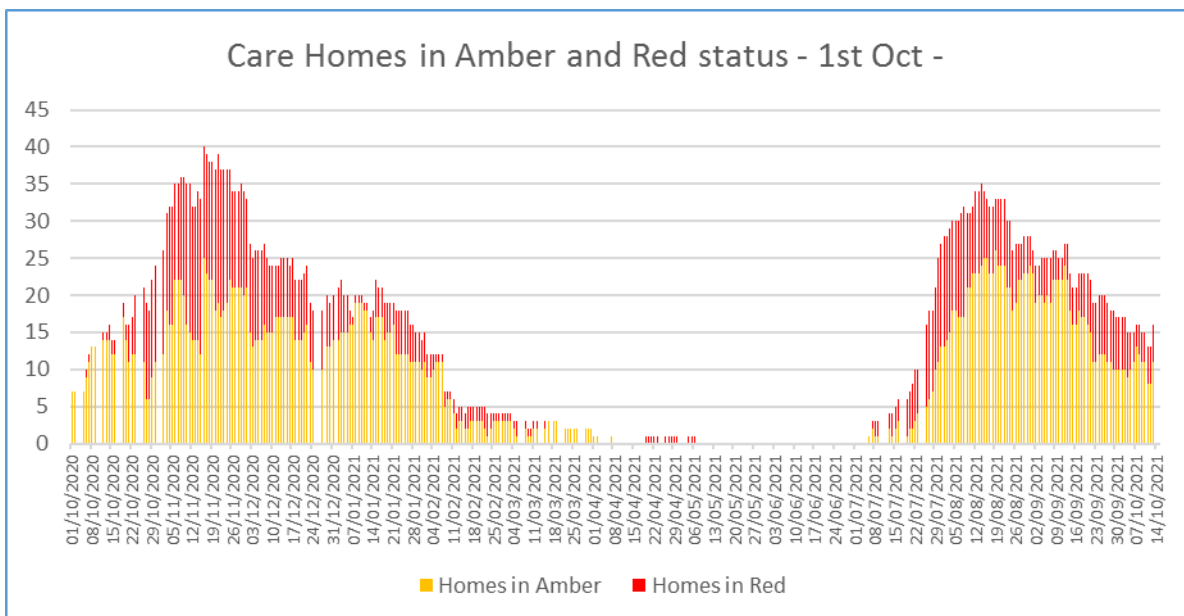


** Due to the potential for individual patients to be identified where there are less than 5 patients likely to be escalated the exact number will not be provided.

3. Community

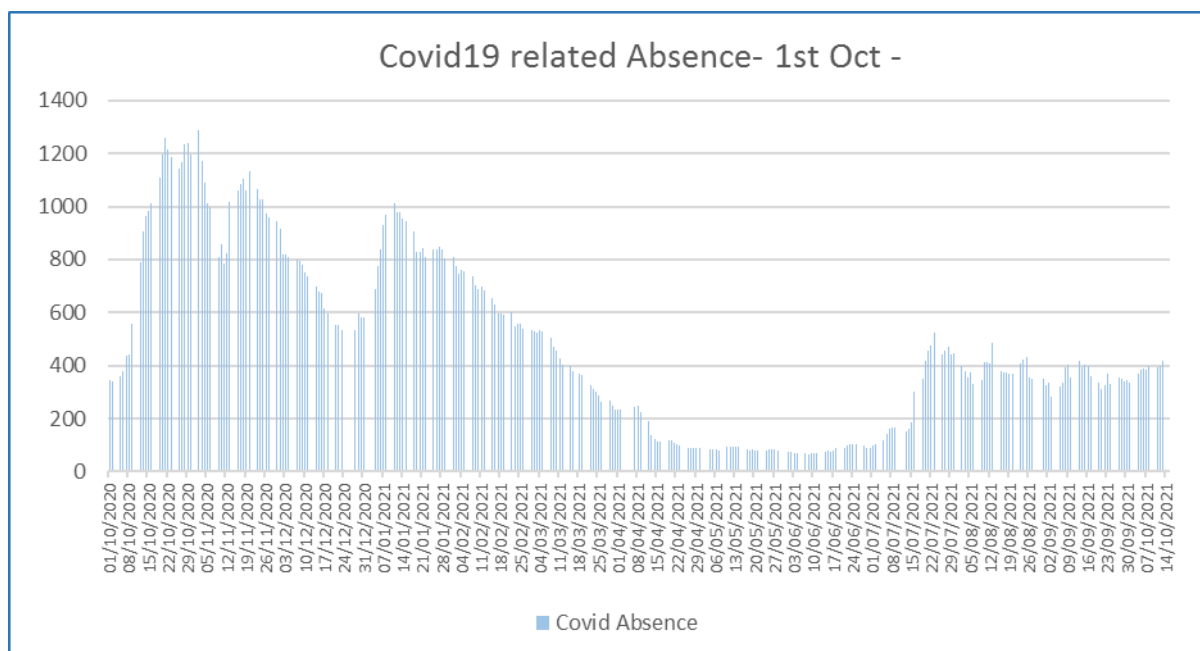
We have 89 care homes in the Belfast Trust area, caring for over 2,200 residents.

As at Wednesday 13th October, we have **16** care homes with a confirmed outbreak – **11** in amber status and **5** in red status. (An increase of 3 in amber since last report)



4. Workforce

As at Wednesday 13th October, **418** staff are off work with Covid19 related issues, which is significant given that on top of these absences we have ongoing workforce challenges because of high vacancy levels within the Trust. The same day **last week**, we had **388** staff off work with Covid19 related issues. Today sees an increase of **8%** compared to the same day last week.



Please Note: Data reported Mon-Fri only

5. Vaccination programme

The Trust vaccination programme commenced before Christmas, continuing throughout the Christmas period and into 2021.

The table below shows the vaccination activity for the most recent 7-day period, and the cumulative total so far. Nursing and Care home residents, wards and day care facilities and staff, Walk-in clinics, Covid19 Vaccination centre numbers and wasted dose numbers are provided. The daily number of vaccinations carried out averaged over 1,130 in April, 860 in May, 830 in June, 570 in July, 640 in August and 377 in September. The total number is over **235,000**. Over 11,500 vaccinations have been carried out at the mobile unit. *Please note the commencement of the Flu Vaccinations from Mon 11th Oct.*

Day	Date	No of Care homes	No. of inpatient wards/day care facilities	Residents	AZ patients	Care Home Staff	Total Care Homes	Mobile Clinic Walk in	Vaccination Centre 3rd dose CEV	Vaccination Centre	Flu Vaccines	Daily Total	Running Total	Wasted Doses	Cum Wasted Doses	% Cum Wasted Doses
Thu	07-Oct-21	2	1	50	0	30	80	0	3	344		427	229633	4	335	0.14%
Fri	08-Oct-21	2	0	64	0	49	113	0		277		390	230023	1	336	0.15%
Sat	09-Oct-21	1	0	67	0	65	132	0		390		522	230545	0	336	0.15%
Sun	10-Oct-21	2	0	37	0	40	77	54		167		298	230843	3	339	0.15%
Mon	11-Oct-21	2	0	60	0	78	138	0		713	444	1295	232138	5	344	0.15%
Tue	12-Oct-21	2	0	55	0	56	111	0		939	527	1577	233715	0	344	0.15%
Wed	13-Oct-21	2	0	53	0	77	130	300		745	349	1524	235239	0	344	0.15%
Totals				6839	317	6747	13685	11986	416	207680	1320	235239				

Note – AZ =AstraZeneca vaccine

6. PPE Stock levels

PPE stock levels are monitored daily and the infographic below gives a breakdown of levels of stock for each type of PPE equipment. This stock level does not include stock received and available at ICU/Ward/Department/ Community level for immediate use.



Current PPE Stock level 14th October 2021

