

Daily Covid19 Update to SLG – 25th November 2021

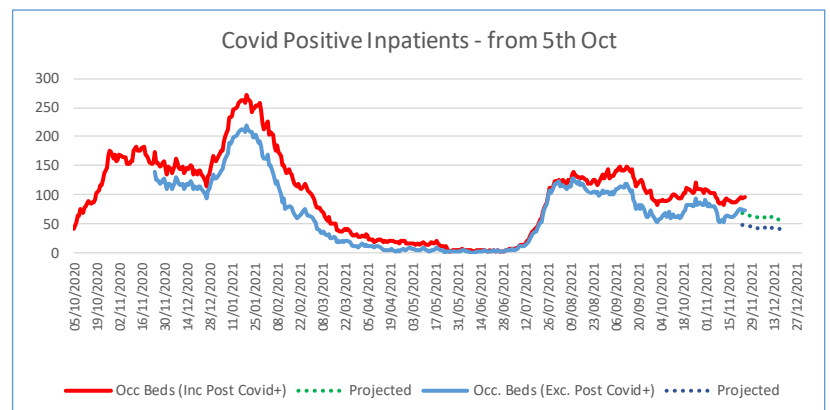
The Charles Vincent Daily Safety Huddle SitRep contains a wide range of data and is available on the Senior Leadership Group Teams Folder.

A summary of six key pieces of information relating to hospital inpatients, numbers of patients in Intensive Care, numbers of care homes in outbreak, workforce pressures, vaccination programme and PPE daily stock levels is set out below;

1. Covid19 positive (+) and Post-Covid19 Hospital Inpatients

Today, **73 Covid19+/clinical Covid** patients are in our hospital wards and there are **24 patients post-14 days**, in hospital. In total, **97*** Covid19 related patients remain in hospital. Today's number in hospital equates to **36%** of the total at the peak of Surge 3 on 20th January (272). The graph displays both current and post-Covid19 patients.

20/10/2021	112	05/11/2021	103	21/11/2021	92
21/10/2021	110	06/11/2021	103	22/11/2021	95
22/10/2021	109	07/11/2021	97	23/11/2021	97
23/10/2021	105	08/11/2021	95	24/11/2021	94
24/10/2021	102	09/11/2021	87	25/11/2021	97
25/10/2021	105	10/11/2021	84	26/11/2021	0
26/10/2021	121	11/11/2021	86	27/11/2021	0
27/10/2021	110	12/11/2021	83	28/11/2021	0
28/10/2021	110	13/11/2021	91	29/11/2021	0
29/10/2021	109	14/11/2021	93	30/11/2021	0
30/10/2021	107	15/11/2021	92	01/12/2021	0
31/10/2021	104	16/11/2021	90	02/12/2021	0
01/11/2021	111	17/11/2021	88	03/12/2021	0
02/11/2021	108	18/11/2021	88	04/12/2021	0
03/11/2021	105	19/11/2021	86	05/12/2021	0
04/11/2021	103	20/11/2021	87	06/12/2021	0



**Please note that activity from 23rd November 2020 to 21st January 2021 is being reviewed and will be subject to further validation and amendment*

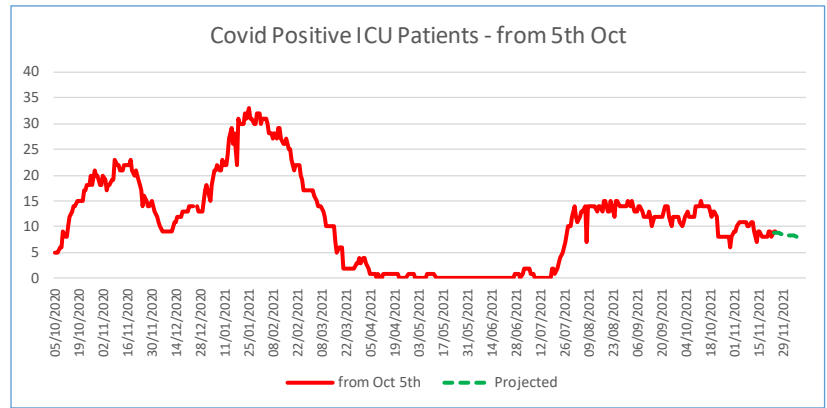
2. Numbers of Patients in Intensive Care

In Surge 3, the number of Covid+ Inpatients in ICU peaked at 33 on 25th January.

Today in ICU, we have **9 Covid19+** patients, and **2 suspect Covid19+** patient. On the wards* there are **5 patients on CPAP**, **2 on AIRVO** and **0 on NIV**. There are **less than 5 patients** identified as possibly needing escalation within the next 24 hours.

ICU Occupancy – Covid+ Inpatients

20/10/2021	13	05/11/2021	11	21/11/2021	9
21/10/2021	13	06/11/2021	11	22/11/2021	9
22/10/2021	12	07/11/2021	11	23/11/2021	8
23/10/2021	8	08/11/2021	11	24/11/2021	9
24/10/2021	8	09/11/2021	10	25/11/2021	9
25/10/2021	8	10/11/2021	10	26/11/2021	0
26/10/2021	8	11/11/2021	11	27/11/2021	0
27/10/2021	8	12/11/2021	11	28/11/2021	0
28/10/2021	8	13/11/2021	9	29/11/2021	0
29/10/2021	8	14/11/2021	7	30/11/2021	0
30/10/2021	6	15/11/2021	9	01/12/2021	0
31/10/2021	8	16/11/2021	9	02/12/2021	0
01/11/2021	9	17/11/2021	8	03/12/2021	0
02/11/2021	9	18/11/2021	8	04/12/2021	0
03/11/2021	10	19/11/2021	8	05/12/2021	0
04/11/2021	11	20/11/2021	8	06/12/2021	0

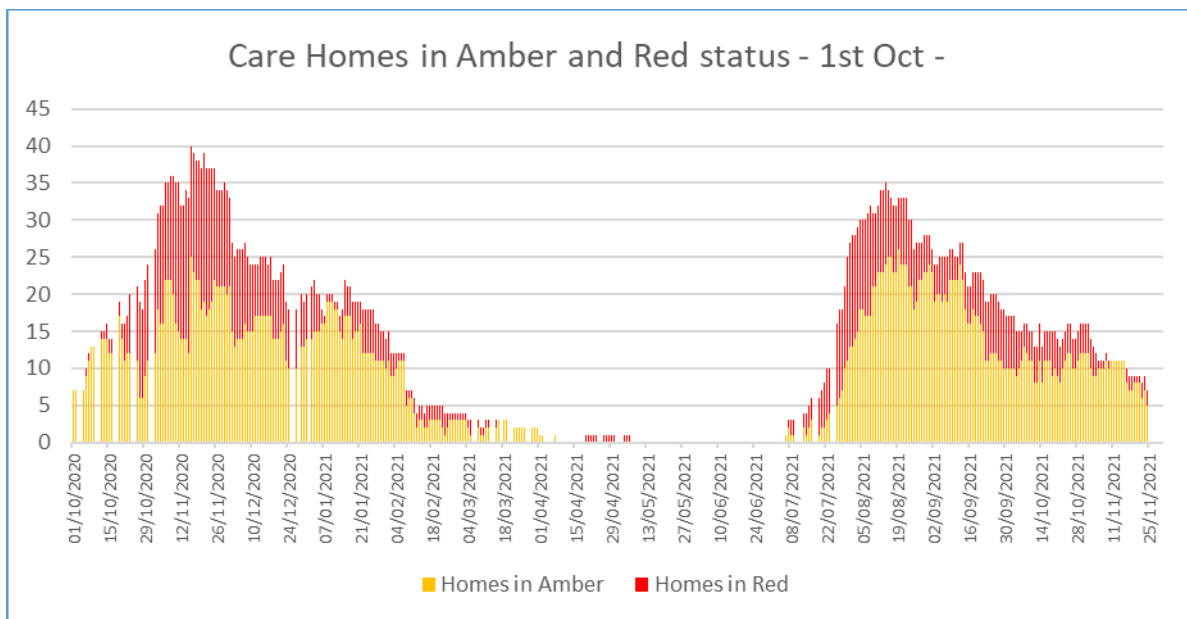


** Due to the potential for individual patients to be identified where there are less than 5 patients likely to be escalated the exact number will not be provided.

3. Community

We have 89 care homes in the Belfast Trust area, caring for over 2,200 residents.

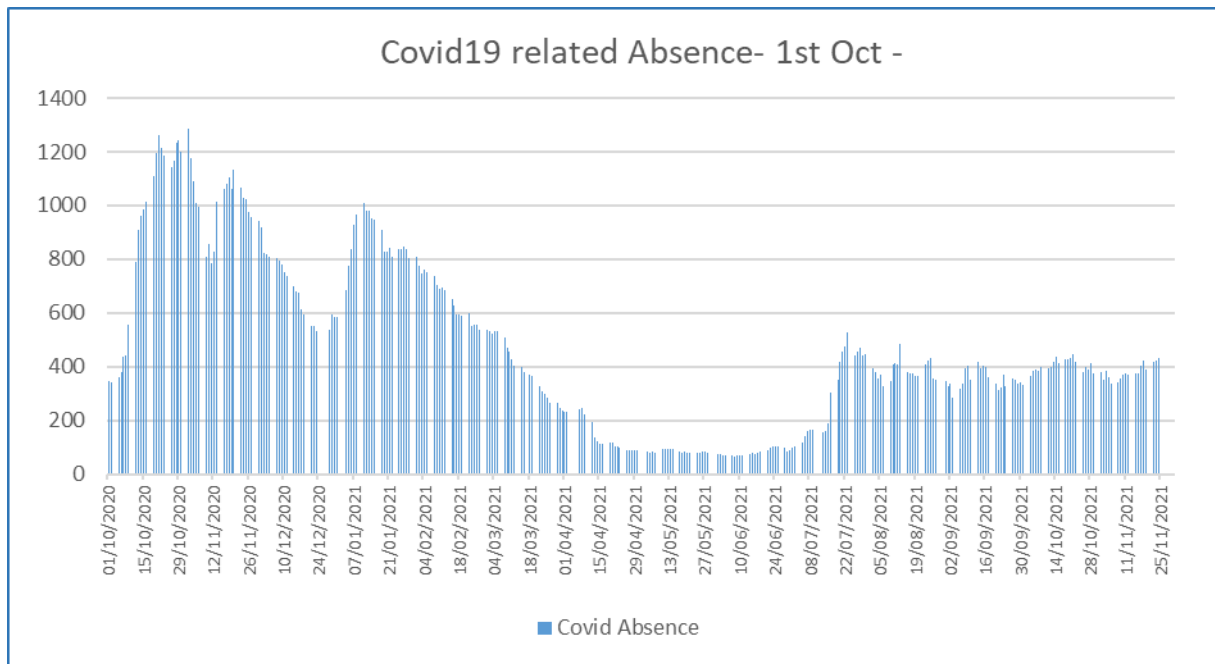
As at Wednesday 24th November, we have 7 care homes with a confirmed outbreak – 5 in amber status and 2 in red status (an decrease of 2 in amber since previous report).



4. Workforce

As at Tuesday 23rd November, 434 staff are off work with Covid19 related issues, which is significant given that on top of these absences we have ongoing workforce challenges because of high vacancy levels within the Trust. The same day last week, we had 402 staff off work with Covid19 related issues. Today's figure shows a 8% increase on the same day last week.

Please Note: Data reported Mon-Fri only



5. Vaccination programme

The Trust vaccination programme commenced before Christmas 2020, over the Christmas period and throughout 2021.

The table below shows the vaccination activity for the most recent 7-day period, and the cumulative total so far. Nursing and Care home residents, wards and day care facilities and staff, Walk-in clinics, Covid19 Vaccination centre numbers and wasted dose numbers are provided. Figures for Covid-19 booster doses and Winter 2021/22 Flu vaccinations are also now included. The daily number of vaccinations carried out averaged over 1,130 in April, 860 in May, 830 in June, 570 in July, 640 in August, 377 in September and 950 in October. The total number of vaccinations is over **273,000**. Over 17,000 vaccinations have been carried out at the mobile unit.

Day	Date	No of Care homes	No. of inpatient wards/day care facilities	Residents/ Service Users	AZ patients	Staff	Total Care Homes	Mobile Vaccination Clinic Walk In	Vaccination Centre Booster	Care Home/Mobile Clinic Booster	Vaccination Centre 3rd dose CEV	Vaccination Centre Covid 19	Flu Vaccines	Daily Total	Running Total	Wasted Doses	Cum Wasted Doses	% Cum Wasted Doses
Thu	18-Nov-21	2	0	19	0	18	37	0	236	37	19	581	89	707	269525	0	382	0.14%
Fri	19-Nov-21	2	0	13	0	14	27	0	276	26	21	611	126	764	270289	3	385	0.14%
Sat	20-Nov-21	3	1	21	0	106	127	0	234	87	11	562	109	798	271087	1	386	0.14%
Sun	21-Nov-21	1	1	10	40	7	17	0	212	17	8	523	41	621	271708	9	394	0.14%
Mon	22-Nov-21	2	0	52	0	34	87	0	307	87	50	705	89	881	272589	2	396	0.15%
Tue	23-Nov-21	3	0	48	0	46	94	0	391	92	25	765	220	1079	273668	5	401	0.15%
Wed	24-Nov-21	2	0	33	0	7	40	0	455	29	38	942	67	1049	274717	0	401	0.15%
Totals				8243	362	8060	16410	17349	12192	3563	5241	228717	7745	273668				

AZ =AstraZeneca vaccine

6. PPE Stock levels

PPE stock levels are monitored daily and the infographic below gives a breakdown of levels of stock for each type of PPE equipment. This stock level does not include stock received and available at ICU/Ward/Department/ Community level for immediate use.



Current PPE Stock level 25th November 2021



Wash your hands regularly Keep your distance 2m Wear a face covering Download the app StopCOVID NI Working together Excellence Openness & Honesty Compassion