

## Daily Covid19 Update to SLG – 30<sup>th</sup> December 2021

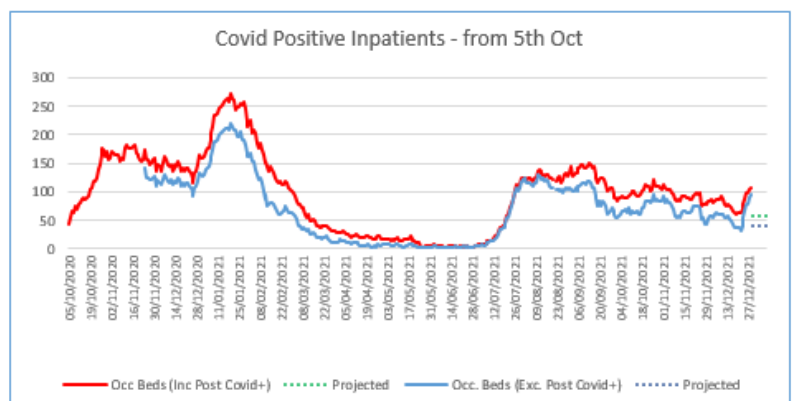
The Charles Vincent Daily Safety Huddle Sit-Rep contains a wide range of data and is available on the Senior Leadership Group Teams Folder.

A summary of six key pieces of information relating to hospital inpatients, numbers of patients in Intensive Care, numbers of care homes in outbreak, workforce pressures, vaccination programme and PPE daily stock levels is set out below;

### 1. Covid19 positive (+) and Post-Covid19 Hospital Inpatients

Today, **94 Covid19+/clinical Covid** patients are in our hospital wards and there are **14 patients post-14 days, in hospital**. In total, **108\*** Covid19 related patients remain in hospital. Today's number in hospital equates to **40%** of the total at the peak of Surge 3 on 20<sup>th</sup> January (272). The graph displays both current and post-Covid19 patients.

103	21/11/2021	92	07/12/2021	85	23/12/2021	70
103	22/11/2021	95	08/12/2021	87	24/12/2021	78
97	23/11/2021	97	09/12/2021	91	25/12/2021	86
95	24/11/2021	94	10/12/2021	86	26/12/2021	99
87	25/11/2021	97	11/12/2021	78	27/12/2021	97
84	26/11/2021	76	12/12/2021	77	28/12/2021	105
86	27/11/2021	79	13/12/2021	75	29/12/2021	108
83	28/11/2021	77	14/12/2021	77	30/12/2021	0
91	29/11/2021	81	15/12/2021	74	31/12/2021	0
93	30/11/2021	77	16/12/2021	71	01/01/2022	0
92	01/12/2021	82	17/12/2021	66	02/01/2022	0
90	02/12/2021	83	18/12/2021	62	03/01/2022	0
88	03/12/2021	85	19/12/2021	59	04/01/2022	0
88	04/12/2021	81	20/12/2021	62	05/01/2022	0
86	05/12/2021	84	21/12/2021	63	06/01/2022	0
87	06/12/2021	86	22/12/2021	62	07/01/2022	0



\*Please note that activity from 23rd November 2020 to 21<sup>st</sup> January 2021 is being reviewed and will be subject to further validation and amendment

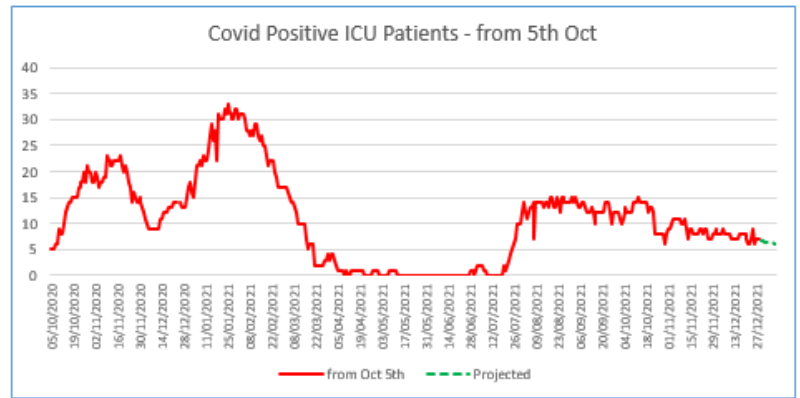
### 2. Numbers of Patients in Intensive Care

In Surge 3, the number of Covid+ Inpatients in ICU peaked at 33 on 25<sup>th</sup> January.

Today in ICU, we have **7 Covid19+** patients, and **5 query Covid19+** patients. On the wards\* there are **8 patients on CPAP**, **2 on AIRVO** and **0 on NIV**. There are **less than 5 patients** identified as possibly needing escalation within the next 24 hours.

## ICU Occupancy – Covid+ Inpatients

11	21/11/2021	9	07/12/2021	8	23/12/2021	6
11	22/11/2021	9	08/12/2021	8	24/12/2021	7
11	23/11/2021	8	09/12/2021	8	25/12/2021	9
11	24/11/2021	9	10/12/2021	8	26/12/2021	6
10	25/11/2021	9	11/12/2021	7	27/12/2021	7
10	26/11/2021	7	12/12/2021	7	28/12/2021	7
11	27/11/2021	7	13/12/2021	7	29/12/2021	7
11	28/11/2021	7	14/12/2021	7	30/12/2021	0
9	29/11/2021	8	15/12/2021	7	31/12/2021	0
7	30/11/2021	8	16/12/2021	8	01/01/2022	0
9	01/12/2021	9	17/12/2021	8	02/01/2022	0
9	02/12/2021	8	18/12/2021	8	03/01/2022	0
8	03/12/2021	8	19/12/2021	8	04/01/2022	0
8	04/12/2021	8	20/12/2021	8	05/01/2022	0
8	05/12/2021	8	21/12/2021	7	06/01/2022	0
8	06/12/2021	9	22/12/2021	6	07/01/2022	0

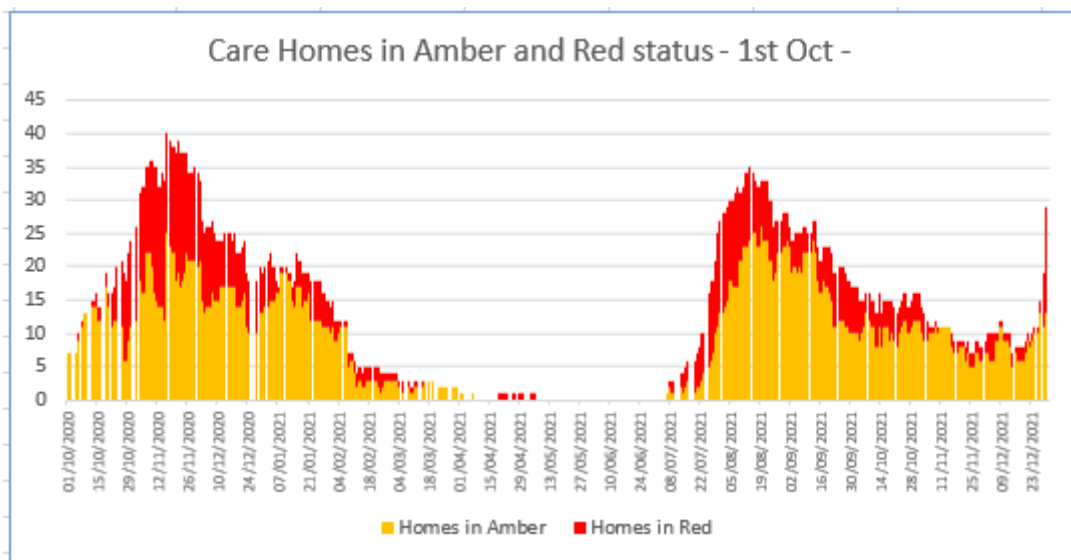


\*\* Due to the potential for individual patients to be identified where there are less than 5 patients likely to be escalated the exact number will not be provided.

### 3. Community

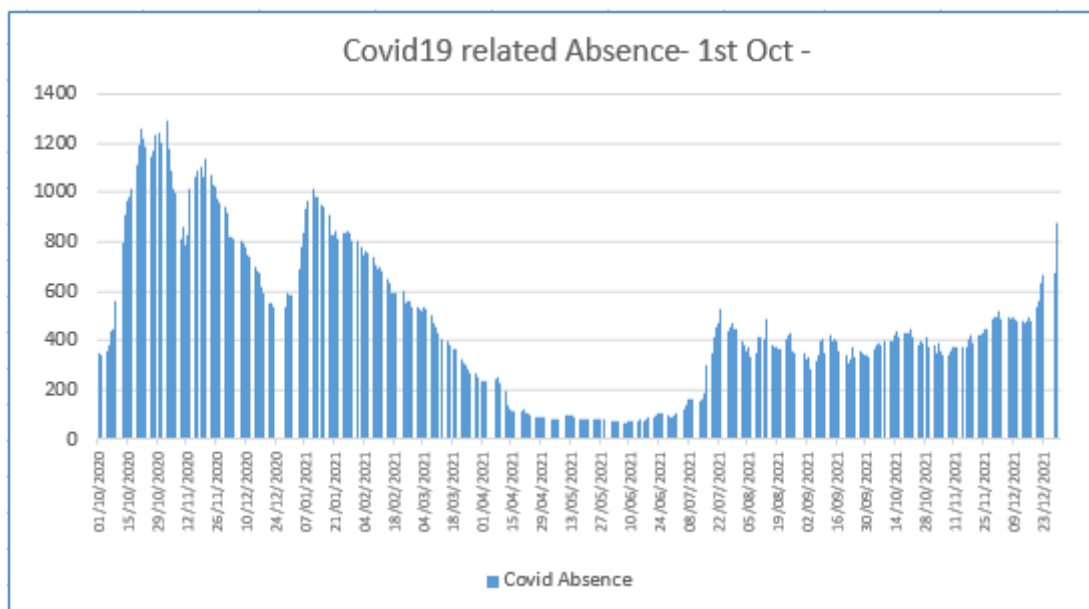
We have 89 care homes in the Belfast Trust area, caring for over 2,200 residents.

As at Wednesday 29<sup>th</sup> December, we have **29** care homes with a confirmed outbreak – **13** in amber status and **16** in red status (2 more in amber and 8 more in red since previous report).



### 4. Workforce

As at Wednesday 29<sup>th</sup> December 2021, **877** staff are off work with Covid19 disease related issues or vaccine side effects, which is significant given that on top of these absences we have ongoing workforce challenges because of high vacancy levels within the Trust. The same day last week, we had **630** staff off work with Covid19 disease related issues or vaccine side effects. Today's figure represents a **39%** increase on the same day last week.



Please Note: Data reported Mon-Fri only

## 5. Vaccination programme

The Trust vaccination programme commenced before Christmas 2020, over the Christmas period and throughout 2021.

The table below shows the vaccination activity for the most recent 7-day period, and the cumulative total so far. Nursing and Care home residents, wards and day care facilities and staff, Walk-in clinics, Covid19 Vaccination centre numbers and wasted dose numbers are provided. Figures for Covid-19 booster doses and Winter 2021/22 Flu vaccinations are also now included. The daily number of vaccinations carried out averaged over 1,130 in April, 860 in May, 830 in June, 570 in July, 640 in August, 377 in September, 950 in October and 750 in November. The total number of vaccinations is over **314,000**. Over 17,000 vaccinations have been carried out at the mobile unit.

Day	Date	No of Care homes	No. of inpatient wards/day care facilities	Residents/ Service Users	AZ patients	Staff	Total Care Homes	Mobile Vaccination Clinic Walk In	Vaccination Centre Booster	Care Home/Mobile Clinic Booster	Vaccination Centre 3rd dose CEV	Vaccination Centre Covid-19	Flu Vaccines	Daily Total	Running Total	Wasted Doses	Cum Wasted Doses	% Cum Wasted Doses
Wed	22-Dec-21	2	0	48	0	17	65	636				880	25	1581	309918	2	446	0.14%
Thu	23-Dec-21	0	1	0	0	0	0	494	536	173	3	557	9	1051	310969	2	448	0.14%
Fri	24-Dec-21	0	0	0	0	0	0	36	75	1	0	89	0	125	311094	1	449	0.14%
Sat	25-Dec-21	0	0	0	0	0	0	0	0	0	0	0	0	0	311094	0	449	0.14%
Sun	26-Dec-21	0	0	0	0	0	0	0	0	0	0	0	0	0	311094	0	449	0.14%
Mon	27-Dec-21	0	0	0	0	0	0	346	664	178	6	765	7	1111	312205	13	451	0.14%
Tue	28-Dec-21	4	1	34	1	1	23	330	639	88	2	730	9	1084	313289	8	451	0.14%
Wed	29-Dec-21	4	0	22	0	0	22	361	713		5	813	2	1196	314485	12	466	0.15%
<b>Totals</b>				<b>8923</b>	<b>383</b>	<b>8278</b>	<b>17324</b>	<b>29430</b>	<b>28930</b>	<b>6781</b>	<b>5567</b>	<b>260612</b>	<b>8707</b>	<b>314485</b>				

AZ =AstraZeneca vaccine

## 6. PPE Stock levels

PPE stock levels are monitored daily and the infographic below gives a breakdown of levels of stock for each type of PPE equipment. This stock level does not include stock received and available at ICU/Ward/Department/ Community level for immediate use.



## Current PPE Stock level 30th December 2021



Wash your hands regularly Keep your distance 2m Wear a face covering Download the app StopCOVID NI Working together Excellence Openness & Honesty Compassion