

Daily Covid19 Update to SLG – 10th January 2022

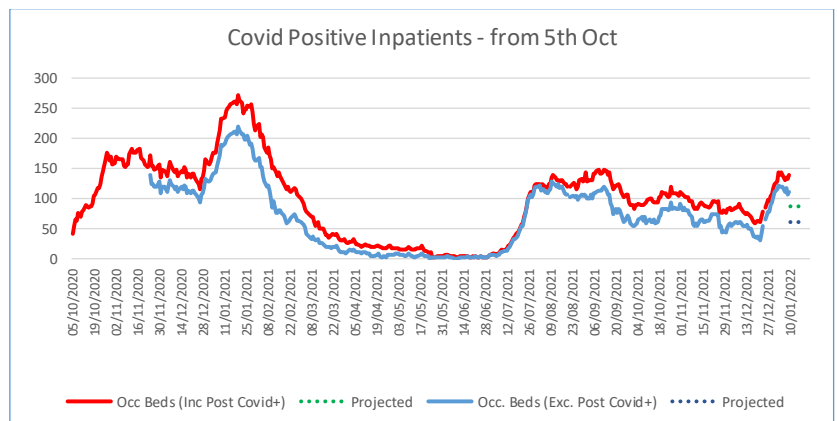
The Charles Vincent Daily Safety Huddle Sit-Rep contains a wide range of data and is available on the Senior Leadership Group Teams Folder.

A summary of six key pieces of information relating to hospital inpatients, numbers of patients in Intensive Care, numbers of care homes in outbreak, workforce pressures, vaccination programme and PPE daily stock levels is set out below;

1. Covid19 positive (+) and Post-Covid19 Hospital Inpatients

Today, **112** Covid19+/clinical Covid patients are in our hospital wards and there are **27** patients post-14 days, in hospital. In total, **139*** Covid19 related patients remain in hospital. Today's number in hospital equates to **51%** of the total at the peak of Surge 3 on 20th January (272). The graph displays both current and post-Covid19 patients.

07/12/2021	85	23/12/2021	70	08/01/2022	135
08/12/2021	87	24/12/2021	78	09/01/2022	133
09/12/2021	91	25/12/2021	86	10/01/2022	139
10/12/2021	86	26/12/2021	99	11/01/2022	0
11/12/2021	78	27/12/2021	97	12/01/2022	0
12/12/2021	77	28/12/2021	105	13/01/2022	0
13/12/2021	75	29/12/2021	108	14/01/2022	0
14/12/2021	77	30/12/2021	108	15/01/2022	0
15/12/2021	74	31/12/2021	118	16/01/2022	0
16/12/2021	71	01/01/2022	124	17/01/2022	0
17/12/2021	66	02/01/2022	129	18/01/2022	0
18/12/2021	62	03/01/2022	143	19/01/2022	0
19/12/2021	59	04/01/2022	140	20/01/2022	0
20/12/2021	62	05/01/2022	144	21/01/2022	0
21/12/2021	63	06/01/2022	140	22/01/2022	0
22/12/2021	62	07/01/2022	131	23/01/2022	0



**Please note that activity from 23rd November 2020 to 21st January 2021 is being reviewed and will be subject to further validation and amendment*

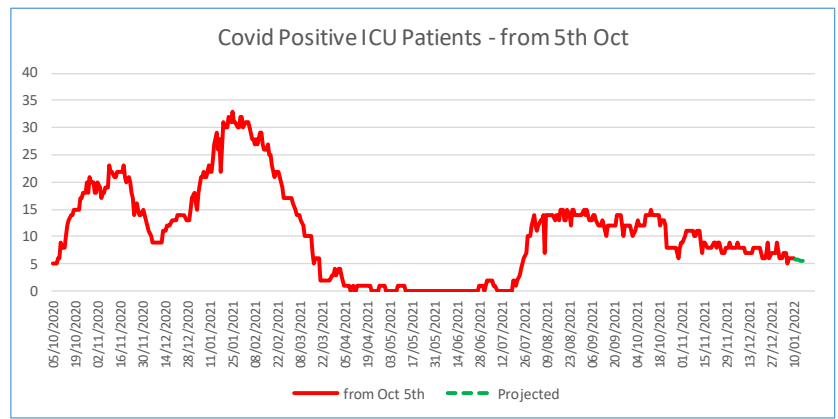
2. Numbers of Patients in Intensive Care

In Surge 3, the number of Covid+ Inpatients in ICU peaked at 33 on 25th January 2021.

Today in ICU, we have **6** Covid19+ patients, and **3** query Covid19+ patients. On the wards* there are **6** patients on CPAP, **4** on AIRVO and **0** on NIV. There are less than 5 patients identified as possibly needing escalation within the next 24 hours.

ICU Occupancy – Covid+ Inpatients

07/12/2021	8	23/12/2021	6	08/01/2022	6
08/12/2021	8	24/12/2021	7	09/01/2022	6
09/12/2021	8	25/12/2021	9	10/01/2022	6
10/12/2021	8	26/12/2021	6	11/01/2022	0
11/12/2021	7	27/12/2021	7	12/01/2022	0
12/12/2021	7	28/12/2021	7	13/01/2022	0
13/12/2021	7	29/12/2021	7	14/01/2022	0
14/12/2021	7	30/12/2021	7	15/01/2022	0
15/12/2021	7	31/12/2021	9	16/01/2022	0
16/12/2021	8	01/01/2022	6	17/01/2022	0
17/12/2021	8	02/01/2022	6	18/01/2022	0
18/12/2021	8	03/01/2022	6	19/01/2022	0
19/12/2021	8	04/01/2022	7	20/01/2022	0
20/12/2021	8	05/01/2022	7	21/01/2022	0
21/12/2021	7	06/01/2022	5	22/01/2022	0
22/12/2021	6	07/01/2022	6	23/01/2022	0

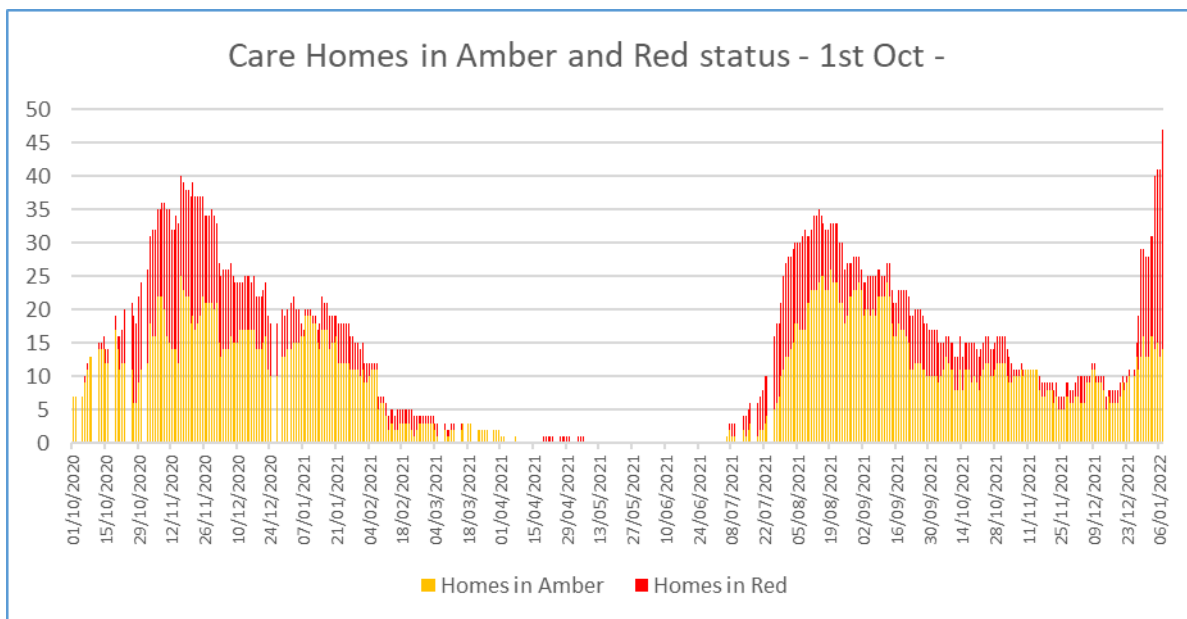


** Due to the potential for individual patients to be identified where there are less than 5 patients likely to be escalated the exact number will not be provided.

3. Community

We have 89 care homes in the Belfast Trust area, caring for over 2,200 residents.

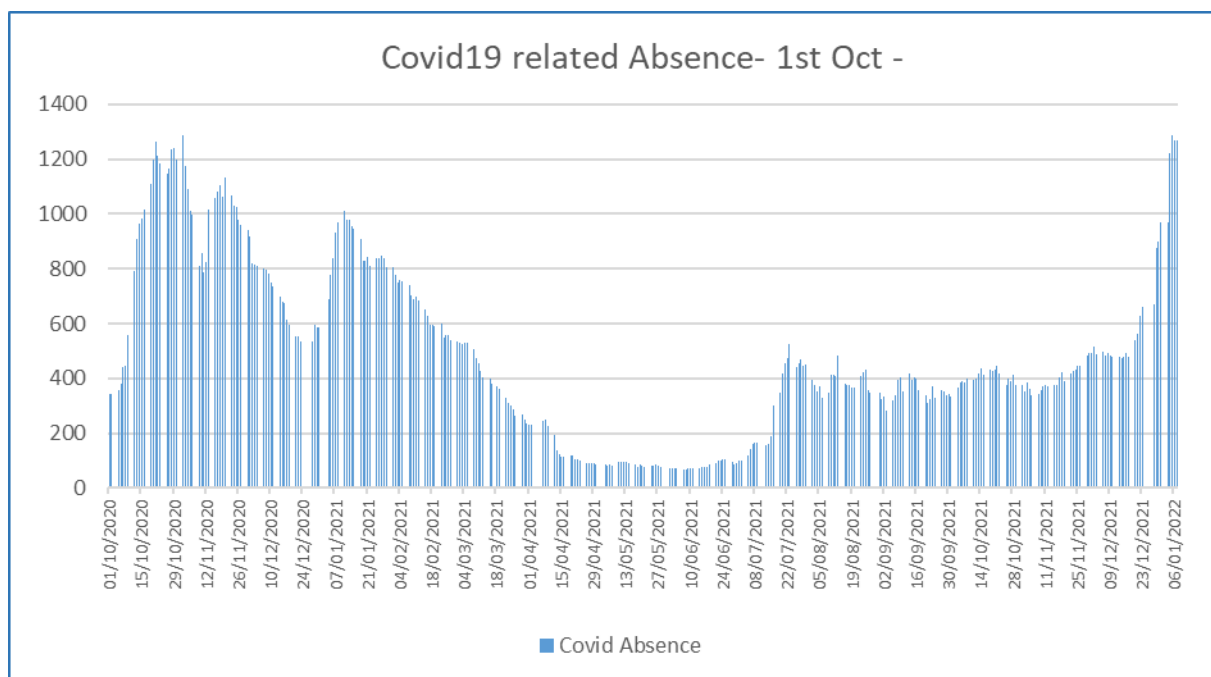
As of Sunday 9th January, we have **47** care homes with a confirmed outbreak – **11** in amber status and **36** in red status (2 less in amber and 8 more in red since previous report).



4. Workforce

As at Friday 7 January 2022, **1267** staff are off work with Covid19 disease related issues or vaccine side effects, which is significant given that on top of these absences we have ongoing workforce challenges because of high vacancy levels within the Trust. The same day **last week**, we had **971** staff off work with Covid19 disease related issues or vaccine side effects. Today's figure represents a 30% increase on the same day last week.

Please Note: Data reported Mon-Fri only



5. Vaccination programme

The Trust vaccination programme commenced before Christmas 2020, over the Christmas period and throughout 2021.

The table below shows the vaccination activity for the most recent 7-day period, and the cumulative total so far. Nursing and Care home residents, wards and day care facilities and staff, Walk-in clinics, Covid19 Vaccination centre numbers and wasted dose numbers are provided. Figures for Covid-19 booster doses and Winter 2021/22 Flu vaccinations are also now included. The daily number of vaccinations carried out averaged over 1,130 in April, 860 in May, 830 in June, 570 in July, 640 in August, 377 in September, 950 in October, 750 in November and 1,270 in December. The total number of vaccinations is over **318,000**. Over 17,000 vaccinations have been carried out at the mobile unit.

AZ =AstraZeneca vaccine

Last 7 days																		
Day	Date	No of Care homes	No. of inpatient wards/day care facilities	Residents/ Service Users	AZ patients	Staff	Total Care Homes	Mobile Vaccination Clinic Walk In	Vaccination Centre Booster	Care Home/Mobile Clinic Booster	Vaccination Centre 3rd dose CEV	Vaccination Centre Covid-19	Flu Vaccines	Daily Total	Running Total	Wasted Doses	Cum Wasted Doses	% Cum Wasted Doses
Tue	04-Jan-22	0	0	0	0	0	0	191	398	60	3	401	3	592	317839	0	476	0.15%
Wed	05-Jan-22	0	0	0	0	0	0	170	335	79	10	443	9	613	318452			0.15%
Thu	06-Jan-22	5	0	11	0	1	12	192	228	77	3	312	1	516	318968			
Fri	07-Jan-22	0	0	0	1	0	0	177	249	110	5	330	5	508	319476	10	492	0.15%
Sat	08-Jan-22	0	0	0	0	0	0	186	249	91	4	309	2	495	319971	3	495	0.15%
Sun	09-Jan-22	5	1	18	0	0	18	210	154	100	2	217	2	445	320416	4	499	0.16%
Mon	10-Jan-22																	
Totals				8936	383	8278	17337	30629	38408	8148	5647	263367	8743	318968				

6. PPE Stock levels

PPE stock levels are monitored daily and the infographic below gives a breakdown of levels of stock for each type of PPE equipment. This stock level does not include stock received and available at ICU/Ward/Department/ Community level for immediate use.



Current PPE Stock level 10th January 2022

