

Daily Covid19 Update to SLG – 23rd August 2021

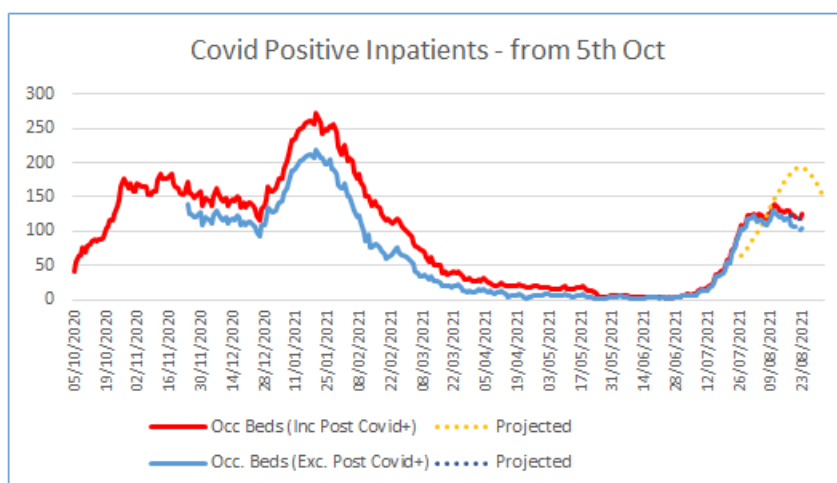
The Charles Vincent Daily Safety Huddle SitRep contains a wide range of data and is available on the Senior Leadership Group Teams Folder.

A summary of six key pieces of information relating to hospital inpatients, numbers of patients in Intensive Care, numbers of care homes in outbreak, workforce pressures, vaccination programme and PPE daily stock levels is set out below;

1. Covid19 positive (+) and Post-Covid19 Hospital Inpatients

Today, **105** Covid19+ patients are in our hospital wards and there are **20** patients post-14 days, in hospital. In total, **125*** Covid19 related patients remain in hospital. The current Covid19 related inpatient levels are at a similar level to mid-October. Today's number in hospital equates to 46% of the total at the peak of Surge 3 on 20th January (272). A downward projection is forecast, based on recent numbers. The graph displays both current and post-Covid19 patients.

16/07/2021	36	01/08/2021	124	17/08/2021	130
17/07/2021	37	02/08/2021	125	18/08/2021	125
18/07/2021	41	03/08/2021	119	19/08/2021	124
19/07/2021	43	04/08/2021	125	20/08/2021	120
20/07/2021	46	05/08/2021	123	21/08/2021	0
21/07/2021	57	06/08/2021		22/08/2021	119
22/07/2021	59	07/08/2021	118	23/08/2021	125
23/07/2021	71	08/08/2021	125	24/08/2021	0
24/07/2021		09/08/2021	124	25/08/2021	0
25/07/2021		10/08/2021	136	26/08/2021	0
26/07/2021	100	11/08/2021	139	27/08/2021	0
27/07/2021	110	12/08/2021	135	28/08/2021	0
28/07/2021	105	13/08/2021	130	29/08/2021	0
29/07/2021	111	14/08/2021	130	30/08/2021	0
30/07/2021	123	15/08/2021	127	31/08/2021	0
31/07/2021	124	16/08/2021	129	01/09/2021	0



**Please note that activity from 23rd November 2020 to 21st January 2021 is being reviewed and will be subject to further validation and amendment*

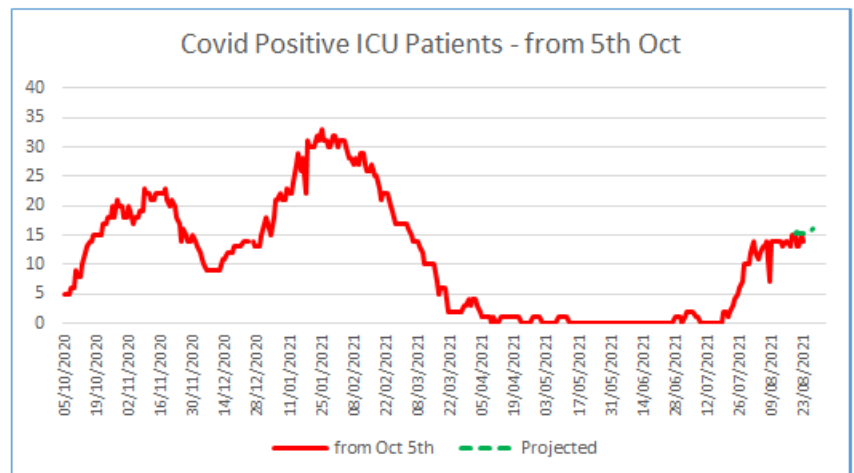
2. Numbers of Patients in Intensive Care

In Surge 3, the number of Covid+ Inpatients in ICU peaked at 33 on 25th January.

Today in ICU, we have **14** Covid19+ patients, and **0** suspect Covid19 patients. On the wards* there are **16** patients on CPAP, **7** on AIRVO and **0** on NIV. There are currently 5 patients identified as possibly needing escalation within the next 24 hours. An upward projection is forecast, based on recent numbers.

ICU Occupancy – Covid+ Inpatients

16/07/2021	0	01/08/2021	14	17/08/2021	13
17/07/2021	0	02/08/2021	12	18/08/2021	15
18/07/2021	0	03/08/2021	11	19/08/2021	15
19/07/2021	2	04/08/2021	12	20/08/2021	13
20/07/2021	2	05/08/2021	13	21/08/2021	13
21/07/2021	1	06/08/2021	13	22/08/2021	15
22/07/2021	2	07/08/2021	14	23/08/2021	14
23/07/2021	3	08/08/2021	7	24/08/2021	0
24/07/2021		09/08/2021	14	25/08/2021	0
25/07/2021		10/08/2021	14	26/08/2021	0
26/07/2021	6	11/08/2021	14	27/08/2021	0
27/07/2021	7	12/08/2021	14	28/08/2021	0
28/07/2021	10	13/08/2021	14	29/08/2021	0
29/07/2021	10	14/08/2021	13	30/08/2021	0
30/07/2021	10	15/08/2021	14	31/08/2021	0
31/07/2021	12	16/08/2021	14	01/09/2021	0

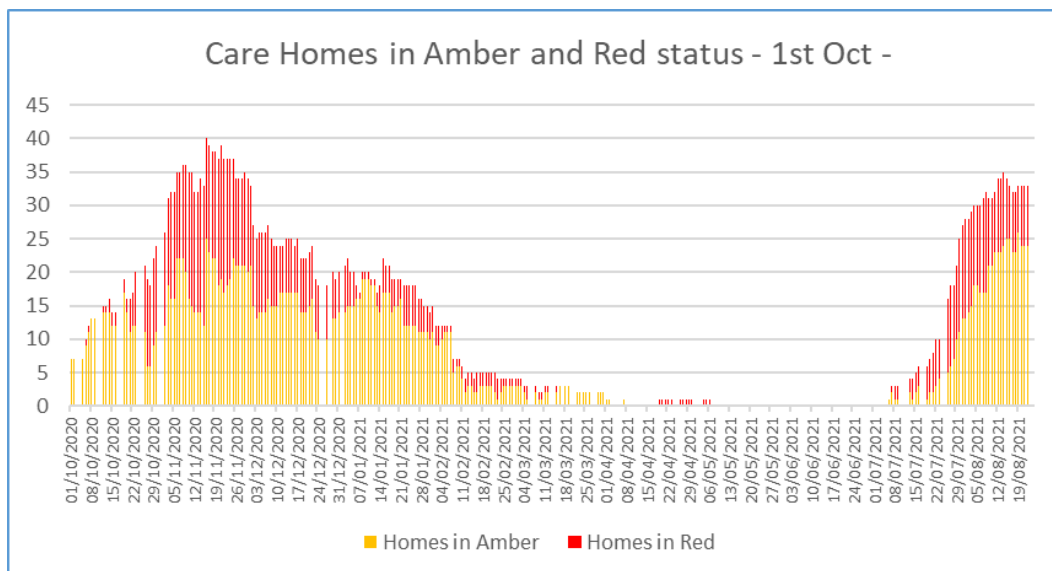


**** Due to the potential for individual patients to be identified where there are less than 5 patients likely to be escalated the exact number will not be provided.**

3. Community

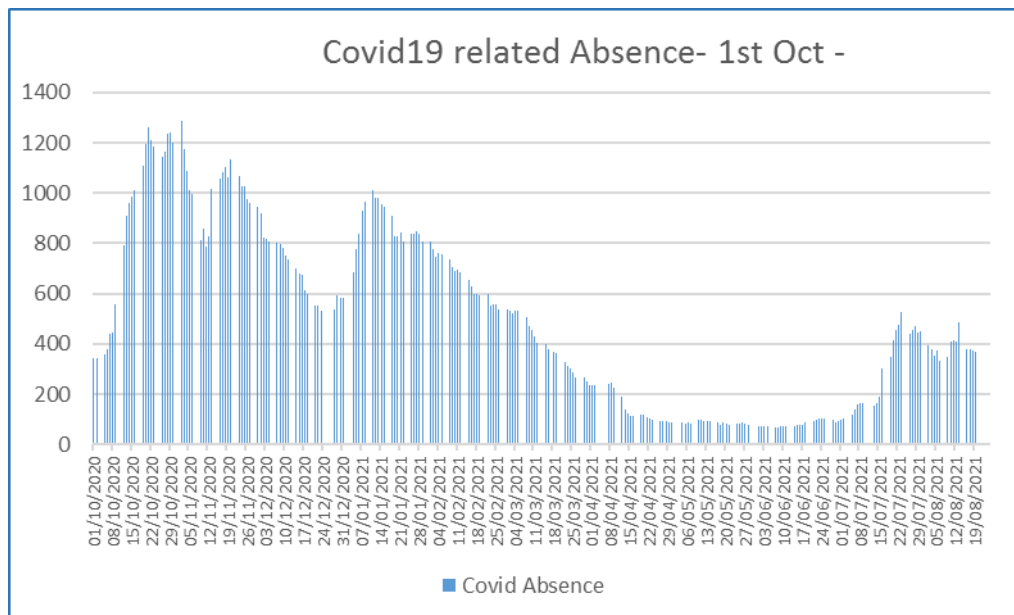
We have 89 care homes in the Belfast Trust area, caring for over 2,200 residents.

As at Sunday 22nd August, we have 33 care homes with a confirmed outbreak – 24 in amber status and 9 in red status. (2 less in amber and 2 more in red compared to the previous report)



4. Workforce

As at Friday 20th August, 368 staff are off work with Covid19 related issues, which is significant given that on top of these absences we have ongoing workforce challenges because of high vacancy levels within the Trust. The same day **last week**, we had **484 staff** off work with Covid19 related issues. Today sees a decrease of 24% from the same day last week



Please Note: Data reported Mon-Fri only

5. Vaccination programme

The Trust vaccination programme commenced before Christmas, continuing throughout the Christmas period and into 2021.

The table below shows the vaccination activity for the most recent 7-day period, and the cumulative total so far. Nursing and Care home residents, wards and day care facilities and staff, Walk-in clinics, Covid19 Vaccination centre numbers and wasted dose numbers are provided. The daily number of vaccinations carried out averaged over 1,130 in April, 860 in May, 830 in June and 570 in July. The total number is over **212,000**. Over 6,700 vaccinations have been carried out at the mobile unit.

Last 7 days														
Day	Date	No of Care homes	No. of inpatient wards/day care facilities	Residents	AZ patients	Care Home Staff	Total Care Homes	Mobile Clinic Walk in	Vaccination Centre	Daily Total	Running Total	Wasted Doses	Cum Wasted Doses	% Cum Wasted Doses
Mon	16-Aug-21	0	0	0	0	0	0	0	432	432	207295	0	231	0.11%
Tue	17-Aug-21	0	0	0	0	0	0	0	456	456	207751	0	231	0.11%
Wed	18-Aug-21	0	0	0	0	0	0	399	457	856	208607	2	233	0.11%
Thu	19-Aug-21	0	0	0	0	0	0	276	468	744	209351	0	233	0.11%
Fri	20-Aug-21	0	0	0	0	0	0	257	477	734	210085	1	234	0.11%
Sat	21-Aug-21	0	0	0	0	0	0	294	827	1121	211206	1	235	0.11%
Sun	22-Aug-21	0	0	0	0	0	0	0	983	983	212189	1	236	0.11%
Totals				5954	308	5951	12010	6793	193307	212189				

Note – AZ =AstraZeneca vaccine

6. PPE Stock levels

PPE stock levels are monitored daily and the infographic below gives a breakdown of levels of stock for each type of PPE equipment. This stock level does not include stock received and available at ICU/Ward/Department/ Community level for immediate use.

