

Daily Covid19 Update to SLG – 8th July 2021

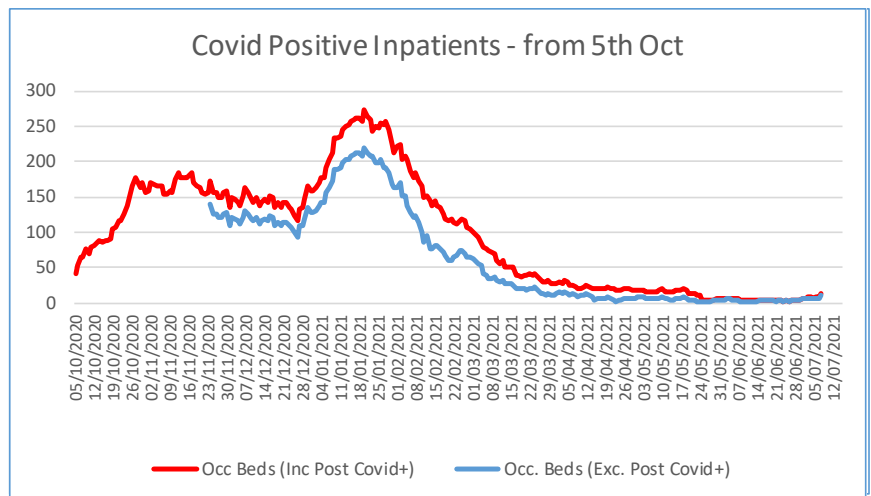
The Charles Vincent Daily Safety Huddle SitRep contains a wide range of data and is available on the Senior Leadership Group Teams Folder.

A summary of six key pieces of information relating to hospital inpatients, numbers of patients in Intensive Care, numbers of care homes in outbreak, workforce pressures, vaccination programme and PPE daily stock levels is set out below;

1. Covid19 positive (+) and Post-Covid19 Hospital Inpatients

Today, 11 Covid19+ patients are in our hospital wards and there are 2 patients post-14 days, in hospital. In total, 13* Covid19 related patients remain in hospital. The current Covid19 related inpatient levels continue to be the lowest since early August. Today's number in hospital equates to 5% of the total at the peak of Surge 3 on 20th January (272). The graph displays both current and post-Covid19 patients.

29/05/2021	4	14/06/2021	4	30/06/2021	4
30/05/2021	5	15/06/2021	4	01/07/2021	6
31/05/2021	5	16/06/2021	4	02/07/2021	7
01/06/2021	5	17/06/2021	4	03/07/2021	8
02/06/2021	6	18/06/2021	3	04/07/2021	8
03/06/2021	7	19/06/2021	3	05/07/2021	7
04/06/2021	6	20/06/2021	4	06/07/2021	8
05/06/2021	5	21/06/2021	3	07/07/2021	9
06/06/2021	5	22/06/2021	4	08/07/2021	13
07/06/2021	5	23/06/2021	3	09/07/2021	0
08/06/2021	4	24/06/2021	2	10/07/2021	0
09/06/2021	3	25/06/2021	4	11/07/2021	0
10/06/2021	3	26/06/2021	2	12/07/2021	0
11/06/2021	3	27/06/2021	3	13/07/2021	0
12/06/2021	4	28/06/2021	3	14/07/2021	0
13/06/2021	4	29/06/2021	3	15/07/2021	0



*Please note that activity from 23rd November 2020 to 21st January 2021 is being reviewed and will be subject to further validation and amendment

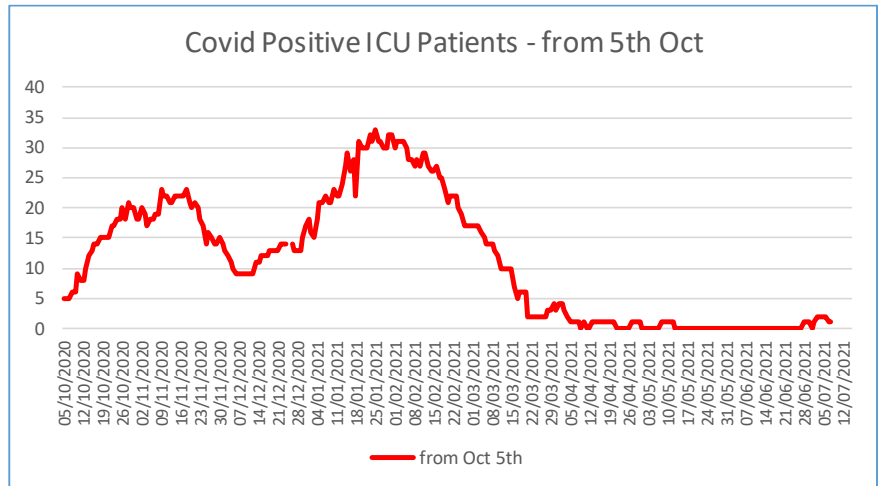
2. Numbers of Patients in Intensive Care

In Surge 3, the number of Covid+ Inpatients in ICU peaked at 33 on 25th January.

Today in ICU, we have 1 Covid19+ patient, and 1 suspect Covid19 patients. On the wards* there is 1 patient on CPAP, 1 on AIRVO and 0 on NIV. There are no patients on CPAP identified as possibly needing escalation within the next 24 hours.

ICU Occupancy – Covid+ Inpatients

29/05/2021	0	14/06/2021	0	30/06/2021	1
30/05/2021	0	15/06/2021	0	01/07/2021	0
31/05/2021	0	16/06/2021	0	02/07/2021	1
01/06/2021	0	17/06/2021	0	03/07/2021	2
02/06/2021	0	18/06/2021	0	04/07/2021	2
03/06/2021	0	19/06/2021	0	05/07/2021	2
04/06/2021	0	20/06/2021	0	06/07/2021	2
05/06/2021	0	21/06/2021	0	07/07/2021	1
06/06/2021	0	22/06/2021	0	08/07/2021	1
07/06/2021	0	23/06/2021	0	09/07/2021	0
08/06/2021	0	24/06/2021	0	10/07/2021	0
09/06/2021	0	25/06/2021	0	11/07/2021	0
10/06/2021	0	26/06/2021	0	12/07/2021	0
11/06/2021	0	27/06/2021	0	13/07/2021	0
12/06/2021	0	28/06/2021	1	14/07/2021	0
13/06/2021	0	29/06/2021	1	15/07/2021	0

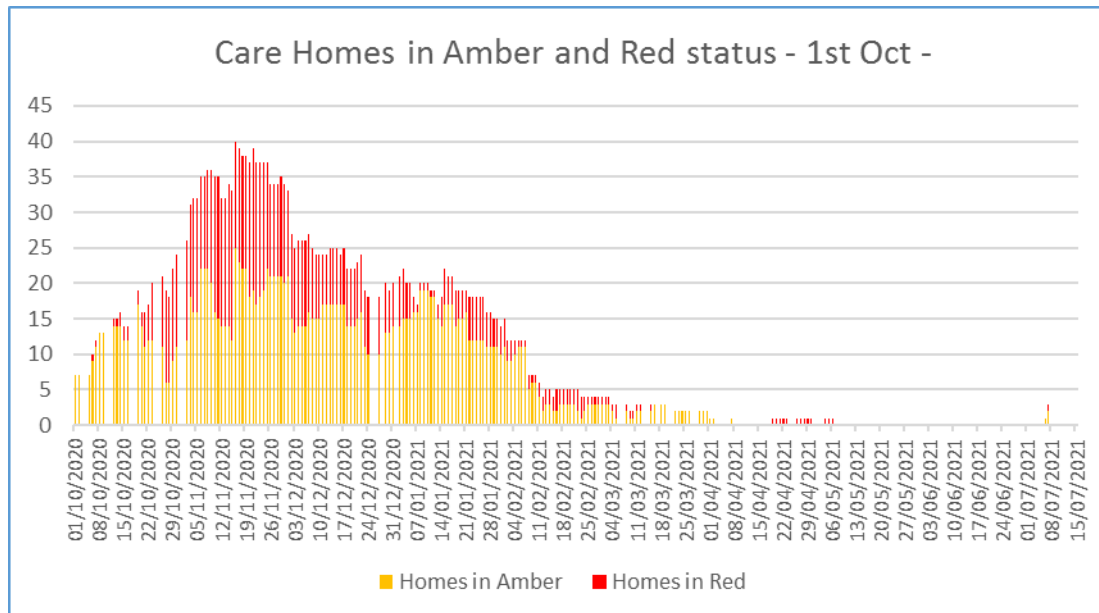


** Due to the potential for individual patients to be identified where there are less than 5 patients likely to be escalated the exact number will not be provided.

3. Community

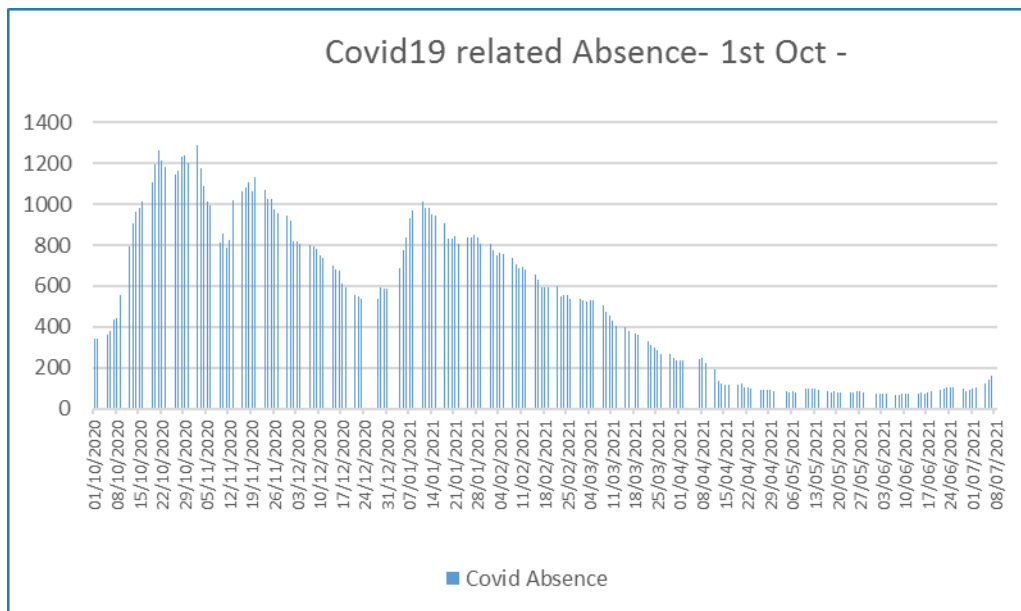
We have 89 care homes in the Belfast Trust area, caring for over 2,200 residents.

As at Wednesday 7th July, we have 3 care homes with a confirmed outbreak – 2 in amber status and 1 in red status.



4. Workforce

This day **last week**, we had **90 staff** off work with Covid19 related issues, which is significant given that on top of these absences we have ongoing workforce challenges because of high vacancy levels within the Trust. **Today, 160 staff are off work with Covid19 related issues**, and numbers have increased significantly over the last week.



Please Note: Data reported Mon-Fri only

5. Vaccination programme

The Trust vaccination programme commenced before Christmas, continuing throughout the Christmas period and into 2021.

The table below shows the vaccination activity for the most recent 7-day period, and the cumulative total so far. Nursing and Care home residents, wards and day care facilities and staff, Covid19 Vaccination centre numbers and wasted dose numbers are provided. The daily number of vaccinations carried out averaged over 1,130 in April, 860 in May and 830 in June. The total number is now over **180,000**. The first mobile walk-in clinic took place at Belfast City Hall on Saturday 3rd July, with 294 vaccinations being carried out.

Day	Date	No of Care homes	No. of inpatient wards/day care facilities	Residents	AZ patients	Care Home Staff	Total Care Homes	Mobile Clinic Walk in	Vaccination Centre	Daily Total	Running Total	Wasted Doses	Cum Wasted Doses	% Cum Wasted Doses
Thu	01-Jul-21	0	0	0	0	0	0		743	743	178212	1	198	0.11%
Fri	02-Jul-21	0	0	0	0	0	0		798	798	179010	0	198	0.11%
Sat	03-Jul-21	0	0	0	0	0	0	294	204	498	179508	0	198	0.11%
Sun	04-Jul-21	0	0	0	0	0	0	0	395	395	179903	1	199	0.11%
Mon	05-Jul-21	0	0	0	0	0	0	0	438	438	180341	0	199	0.11%
Tue	06-Jul-21	0	0	0	0	0	0	0	522	522	180863	0	199	0.11%
Wed	07-Jul-21	0	0	0	6	0	0	180	684	870	181733	8	207	0.11%
Totals				5954	253	5951	12010	474	169147	181733				

Note – AZ =AstraZeneca vaccine

6. PPE Stock levels

PPE stock levels are monitored daily and the infographic below gives a breakdown of levels of stock for each type of PPE equipment. This stock level does not include stock received and available at ICU/Ward/Department/ Community level for immediate use.

